



United States  
Department of  
Agriculture

Forest Service

Forest  
Products  
Laboratory

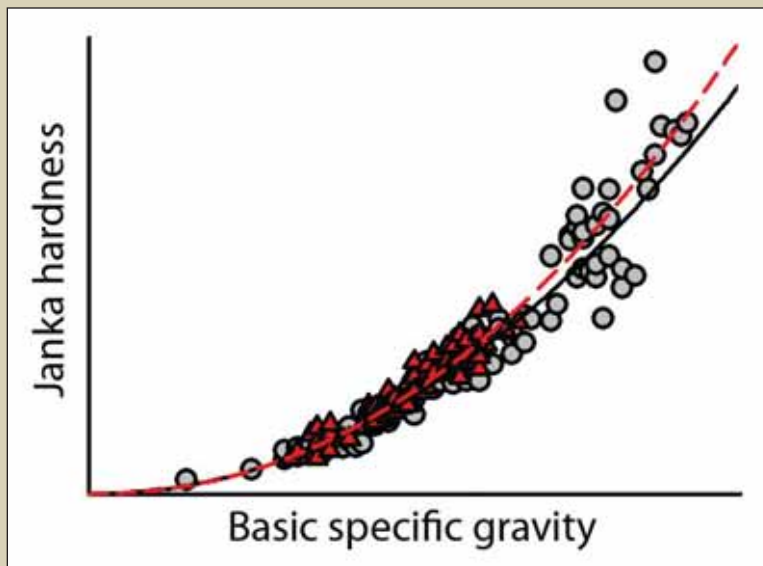
Research  
Paper  
FPL-RP-643



# Estimating Janka Hardness from Specific Gravity for Tropical and Temperate Species

Michael C. Wiemann

David W. Green



## Abstract

Using mean values for basic (green) specific gravity and Janka side hardness for individual species obtained from the world literature, regression equations were developed to predict side hardness from specific gravity. Statistical and graphical methods showed that the hardness–specific gravity relationship is the same for tropical and temperate hardwoods, but that the relationship for softwoods is different from that for hardwoods. As expected, the relationship for green wood is different from that for wood at 12% moisture content.

Keywords: Janka hardness, specific gravity, temperate hardwoods, tropical hardwoods, softwoods

## Acknowledgments

Funding for this study was provided by the Forest Products Laboratory. The authors are grateful for the reviews of Matt Myers (Armstrong World Industries), James P. Armstrong (West Virginia University), and David E. Kretschmann (Forest Products Laboratory).

September 2007

Wiemann, Michael C.; Green, David W. 2007. Estimating Janka hardness from specific gravity for tropical and temperate species. Research Paper FPL-RP-643. Madison, WI: U.S. Department of Agriculture, Forest Service, Forest Products Laboratory. 21 p.

A limited number of free copies of this publication are available to the public from the Forest Products Laboratory, One Gifford Pinchot Drive, Madison, WI 53726–2398. This publication is also available online at [www.fpl.fs.fed.us](http://www.fpl.fs.fed.us). Laboratory publications are sent to hundreds of libraries in the United States and elsewhere.

The Forest Products Laboratory is maintained in cooperation with the University of Wisconsin.

The use of trade or firm names in this publication is for reader information and does not imply endorsement by the United States Department of Agriculture (USDA) of any product or service.

The USDA prohibits discrimination in all its programs and activities on the basis of race, color, national origin, age, disability, and where applicable, sex, marital status, familial status, parental status, religion, sexual orientation, genetic information, political beliefs, reprisal, or because all or a part of an individual's income is derived from any public assistance program. (Not all prohibited bases apply to all programs.) Persons with disabilities who require alternative means for communication of program information (Braille, large print, audiotape, etc.) should contact USDA's TARGET Center at (202) 720–2600 (voice and TDD). To file a complaint of discrimination, write to USDA, Director, Office of Civil Rights, 1400 Independence Avenue, S.W., Washington, D.C. 20250–9410, or call (800) 795–3272 (voice) or (202) 720–6382 (TDD). USDA is an equal opportunity provider and employer.

## Contents

|  | <i>Page</i> |
|--|-------------|
| Executive Summary .....  | <i>i</i>    |
| Introduction.....  | 1           |
| Background.....  | 1           |
| Materials and Methods.....   | 2           |
| Specific Gravity and Hardness Definitions.....   | 2           |
| Data Sources .....   | 3           |
| Separation of Data into Groupings .....  | 3           |
| Selection of Model Form .....  | 3           |
| Data Analysis .....  | 4           |
| Results.....   | 4           |
| Development of Predictive Equations .....  | 4           |
| Adequacy of the Fit.....   | 7           |
| Discussion.....  | 8           |
| Modeling Property–Specific Gravity Relationships .....   | 8           |
| Predictive Equations Based on Specific Gravity<br>at 12% MC .....  | 9           |
| Effect of MC on Hardness .....   | 10          |
| Conclusions.....   | 11          |
| Literature Cited .....   | 11          |
| Appendix 1—Specific Gravity, Side Hardness, Number<br>of Trees Sampled, and Sources of Data for Species Used<br>to Derive Equations (1) to (8) ..... | 14          |
| Appendix 2—Specific Gravity, Side Hardness, and<br>Sources of Data for Species Not Used in the Derivations<br>of the Equations .....                 | 20          |
| Appendix 3—Meyer hardness ( $H_M$ ) as a function of MC<br>(Sekiya 1936).....  | 21          |

# Executive Summary

## Background

There is increasing interest in using species from foreign origins, especially tropical hardwoods, for flooring. The *Wood Handbook* (FPL 1999) contains side hardness values obtained by the Janka test procedure for most domestic species and for almost 80 species commonly imported into the United States from countries other than Canada. However, there are beginning to be more requests for hardness values for foreign species for which we do not have Janka hardness results. The *Wood Handbook* also has equations that can be used to estimate Janka hardness from specific gravity. These equations were derived from data on domestic species and do not contain species with specific gravity values as high as those of many tropical hardwoods.

## Objective

The objective of this study was to develop equations relating Janka hardness to specific gravity for both temperate and tropical hardwoods and temperate softwoods.

## Materials and Methods

Basic specific gravity, also called green specific gravity ( $G_g$ ), is the oven-dry weight of a sample divided by the weight of water displaced by the sample's green volume. Because it is calculated from the maximum volume and minimum weight, the specific gravity is less variable than specific gravity values calculated using the weight of displaced water at other moisture contents (MCs). Data on the mean side hardness and mean  $G_g$  for 237 hardwood and 47 softwood species was taken from the *Wood Handbook* and other world literature (Appendix 1). Power models of the form  $\text{Hardness} = a(G_g)^b$  were fit to these data.

## Results

The side hardness–specific gravity relationships determined in this study are as follows. (Equation numbers are the same as those given in the text; the suffix “b” indicates the coefficient is for pounds force (lbf) rather than newtons (N).)

$$\text{Green hardness, temperate softwoods} \\ H(\text{lbf}) = 1,560(G_g)^{1.50} \quad r^2 = 0.70 \quad (1b)$$

$$\text{Green hardness, temperate hardwoods} \\ H(\text{lbf}) = 3,500(G_g)^{2.17} \quad r^2 = 0.91 \quad (2b)$$

$$\text{Green hardness, tropical hardwoods} \\ H(\text{lbf}) = 3,000(G_g)^{1.91} \quad r^2 = 0.90 \quad (3b)$$

$$\text{Green hardness, all hardwoods} \\ H(\text{lbf}) = 3,060(G_g)^{1.96} \quad r^2 = 0.90 \quad (4b)$$

$$\text{12\% hardness, temperate softwoods} \\ H(\text{lbf}) = 2,560(G_g)^{1.65} \quad r^2 = 0.73 \quad (5b)$$

$$\text{12\% hardness, temperate hardwoods} \\ H(\text{lbf}) = 4,470(G_g)^{2.14} \quad r^2 = 0.91 \quad (6b)$$

$$\text{12\% hardness, tropical hardwoods} \\ H(\text{lbf}) = 4,040(G_g)^{2.06} \quad r^2 = 0.94 \quad (7b)$$

$$\text{12\% hardness, all hardwoods} \\ H(\text{lbf}) = 4,090(G_g)^{2.05} \quad r^2 = 0.93 \quad (8b)$$

## Discussion

The equations for hardness at 12% MC given above differ from those historically used in the *Wood Handbook*. The *Wood Handbook* equations relating hardness to specific gravity for dry wood have traditionally been based on hardness and specific gravity determined at 12% MC ( $G_{12}$ ). The equations for dry lumber given above are based on hardness at 12% MC and specific gravity when green. These equations may be converted to the  $G_{12}$  form using adjustment procedures given in ASTM D 2395-02 (2006). Using these adjustments, Equations (5b) and (8b) become

$$\text{12\% hardness, temperate softwoods} \\ H(\text{lbf}) = 2,560(G_{12}/(1+0.162G_{12}))$$

$$\text{12\% hardness, all hardwoods} \\ H(\text{lbf}) = 4,090(G_{12}/(1+0.162G_{12}))$$

where  $H$  is given in pounds force and  $G_{12}$  is specific gravity based on oven-dry weight and volume at 12% MC.

## Conclusions

1. The variability (range and standard deviation) of specific gravity for temperate softwoods is less than that of temperate hardwoods and much less than that of tropical hardwoods.
2. The hardness of dry wood is greater than that of green wood. For temperate softwoods, this increase is about 43%; for temperate hardwoods, it is about 31%; and for tropical hardwoods, it is about 26%.
3. For both green and dry wood, the relationship between hardness and specific gravity of temperate softwoods is different from that of hardwoods.
4. For both green and dry wood, the relationship between hardness and specific gravity of temperate hardwoods does not differ from that of tropical hardwoods. Thus the recommended estimation equations are Equations (1b) and (4b) for green wood and Equations (5b) and (8b) for wood at 12% MC.



# Estimating Janka Hardness from Specific Gravity for Tropical and Temperate Species

Michael C. Wiemann, Botanist

David W. Green, Research Engineer Emeritus  
Forest Products Laboratory, Madison, Wisconsin

## Introduction

In the United States, Janka hardness (ASTM D 143-94 (ASTM 2006)) was initially used as a minimally destructive test for estimating the strength and stiffness properties of wood (Green et al. 2006). Currently side hardness, determined using the Janka test, is a primary method used to assess the suitability of wood species for use as residential and commercial flooring. The *Wood Handbook* (FPL 1999) contains side hardness measurements for most domestic U.S. and Canadian hardwood (angiosperm) and softwood (gymnosperm) species likely to be used in flooring, and equations are presented that relate the average hardness of a species to its average specific gravity. Exotic species, especially tropical hardwoods, are a growing segment of the hardwood flooring market. The 1999 *Wood Handbook* also contains hardness values for almost 80 species that are commonly imported into the United States from countries other than Canada. However, there are imported species being considered for flooring for which we have no hardness data. Many of these species have  $G_g$  values greater than those used in deriving the *Wood Handbook* equations.

The objective of this study was to develop equations relating side hardness, as determined by the Janka test, to basic specific gravity,  $G_g$ . The data on which these equations are based are limited to average values of both  $G_g$  and hardness as determined from individual species.

## Background

Although specific gravity is the single best predictor of clearwood mechanical properties (Panshin and de Zeeuw 1980), many other factors influence its predictive value. Wood moisture content (MC) is important, with hardness increasing as wood is dried below its fiber saturation point (Panshin and de Zeeuw 1980). Wood anatomy and structure are also very important. For native species of the United States, Newlin and Wilson (1919) reported relationships between specific gravity ( $G$ , based on volume at test) and hardness ( $H$ , in pounds) as power functions for green and dry (12%) MCs; they arrived at these functions by plotting their data as logarithms and visually determining the slopes and intercepts of the resulting straight lines. The coefficients for these equations (shown in Table 1) were updated by Markwardt in 1930 and were reported in the 1935 and 1940 editions of the *Wood Handbook* (FPL 1935, 1940). Their

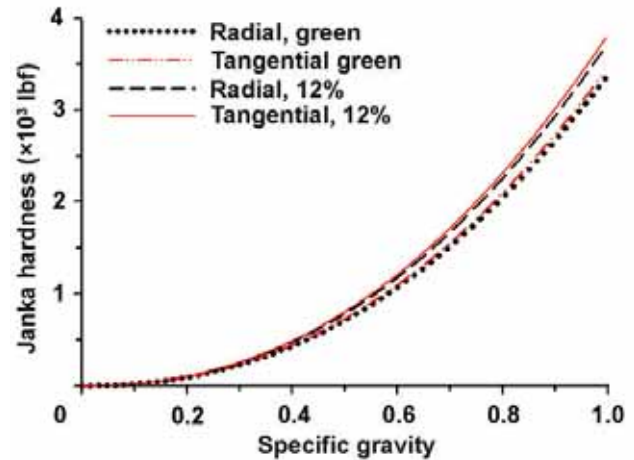


Figure 1— Side hardness relationships given in the 1935 edition of the *Wood Handbook*.

equations did not distinguish between softwoods and hardwoods but did indicate that they believed that ring orientation might be an important factor. Plots of these relationships showed little difference between radial and tangential values at a given MC level (Figure 1), so subsequent editions combined the tangential and radial data (Table 1).

Later editions of the *Wood Handbook* contained hardness data for some 60 (FPL 1974) and 80 (FPL 1987) tropical woods, but did not change the equations relating hardness and specific gravity, which are based only on the species native to the United States. By the early 1960s the clearwood data on wood properties had increased about 50% over that available in 1919. Liska (1965) conducted a preliminary evaluation of some properties using this expanded data set and concluded that if a power function is chosen, the power coefficient for green wood would likely not be the same as that for dry wood. Furthermore, he speculated that the relationship might be improved by separating hardwoods and softwoods. This was confirmed by Armstrong et al. (1984) and Walton and Armstrong (1986) who improved on the method for determining predictive equations for mechanical properties by using least squares regression on a much larger, worldwide, set of data. For the properties they studied, they found statistically significant differences between hardwoods and softwoods, and among some groups of hardwoods.

**Table 1—Relationships between side hardness  $H$  and specific gravity  $G$  using  $H = aG^b$  reported in the *Wood Handbook*<sup>a</sup>**

| Edition                 | Species grouping | MC    | Orientation          | $H$ in lbf |      | $H$ in N |      |
|-------------------------|------------------|-------|----------------------|------------|------|----------|------|
|                         |                  |       |                      | $a$        | $b$  | $a$      | $b$  |
| 1935, 1940 <sup>b</sup> | All              | Green | Radial               | 3,380      | 2.25 | 15,020   | 2.25 |
|                         | All              | Green | Tangential           | 3,460      | 2.25 | 15,380   | 2.25 |
|                         | All              | 12%   | Radial               | 3,720      | 2.25 | 16,530   | 2.25 |
|                         | All              | 12%   | Tangential           | 3,820      | 2.25 | 16,980   | 2.25 |
| 1955, 1974              | All              | Green | Average <sup>c</sup> | 3,420      | 2.25 | 15,200   | 2.25 |
|                         | All              | 12%   | Average <sup>c</sup> | 3,770      | 2.25 | 16,760   | 2.25 |
| 1987                    | All              | Green | Average <sup>c</sup> | 3,420      | 2.25 | 15,200   | 2.25 |
|                         | All              | 12%   | Average <sup>c</sup> | 3,770      | 2.25 | 16,760   | 2.25 |
| 1999                    | Softwoods        | Green | Average <sup>c</sup> | 1,400      | 1.41 | 6,220    | 1.41 |
|                         | Hardwoods        | Green | Average <sup>c</sup> | 3,720      | 2.31 | 16,530   | 2.31 |
|                         | Softwoods        | 12%   | Average <sup>c</sup> | 1,930      | 1.50 | 8,580    | 1.50 |
|                         | Hardwoods        | 12%   | Average <sup>c</sup> | 3,440      | 2.09 | 15,290   | 2.09 |

<sup>a</sup> Based on oven-dry weight and volume at indicated MC.

<sup>b</sup> Originally reported in Newlin and Wilson (1919.)

<sup>c</sup> Determined from average of radial and tangential values.

In 1983, Green took Liska's advice and recomputed power function relationships between most mechanical properties and specific gravity as a function of both species type and MC using the data for domestic species given in the 1955 edition of the *Wood Handbook* (FPL 1955). These new relationships appeared in the 1987 edition of the *Wood Handbook* (FPL 1987), but new hardness relationships were not computed; thus the hardness relationships from the 1955 edition were maintained in the 1987 edition. For the 1999 edition of the *Wood Handbook* (FPL 1999), power function relationships for all mechanical properties, including hardness, were again computed and reported for the domestic U.S. species listed in that edition (Table 1).

Of the 164 woods from which Markwardt (1930) derived his equations, only a few are subtropical (*Avicennia nitida*, *Bursera simaruba*, *Coccolobis laurifolia*, *Conocarpus erecta*, *Dipholis salicifolia*, *Eucalyptus globulus*, *Eugenia confusa*, *Exothea paniculata*, *Ficus aurea*, *Krugiodendron ferreum*, *Metopium toxiferum*, *Rhizophora mangle*, *Sabal palmetto*, *Sideroxylon foetidissimum*, *Simarouba glauca*); all these are from Florida except the *Eucalyptus*, which is native to Australia. Subsequent equations were based on fewer species, and the subtropical woods had been removed. Thus, the equations have a strong temperate bias. Tropical species typically do not have the dramatic differences found between earlywood and latewood in temperate species; collectively they are more complex anatomically than temperate woods and thus may be poorly described by equations based on temperate species. With the growing interest in tropical species for flooring applications, their inclusion in property-specific gravity relationships is essential.

## Materials and Methods

### Specific Gravity and Hardness Definitions

Basic specific gravity  $G_g$  is the oven-dry weight of a sample of wood divided by the weight of water displaced by the sample's green (undried) volume. Because it is based on the maximum volume and minimum weight, this measurement of specific gravity has traditionally been felt to be less variable than specific gravity at lower MCs. For the clearwood data bank summarized in the various editions of the *Wood Handbook*, there were generally also more trees selected for determination of green properties than for the determination of dry properties. The ratio of "green trees" to "dry trees" was about 5:1 for many species. Thus  $G_g$  provides a more reliable estimate of wood properties than does specific gravity based on volume at 12% MC ( $G_{12}$  in this report.)

Side hardness, as determined by the Janka test, is the load required to embed an 11.28-mm (0.444-in.) ball to one-half its diameter. Specific gravity measurement and hardness tests are described in American Society for Testing and Materials (ASTM) Standards D 2395-02 and D 143-94, respectively (ASTM 2006). It is quite possible that testers of Janka hardness may not have strictly adhered to the ASTM standards, particularly for the tests on tropical species. This may not pose a serious problem, however, since Green et al. (2006) have shown that some departures from the standards, such as specimen thickness, can still give equivalent results, and that values for radial and tangential surfaces are not different.

## Data Sources

Basic specific gravity  $G_g$  and Janka hardness data used in this analysis came from four compilations: Kukachka (1970), Lavers (1983), Longwood (1962) and the *Wood Handbook* published by the Forest Products Laboratory (FPL 1999.) Many of the data published in the *Wood Handbook* for species native to the United States are identical to those published by Markwardt and Wilson (1935); however, many of their species were not included in the *Wood Handbook*, and many of their species have had additional data incorporated into the published values. Other references were reviewed<sup>1</sup> but analyses of their data showed most of them were summarized in the above-mentioned four sources. Where independent data were available from more than one source, the data from only one source were included. The Centre Technique Forestier Tropical tested some 400 tropical species (Sallenave 1955), but their hardness test measures the depth of the impression of a 3-cm steel cylinder under a 100-kg load (Chalais-Meudon hardness). Because there is no conversion from the Chalais-Meudon test to Janka hardness, these data were not used.

For derivation of specific gravity–hardness equations, only species that had both green and dry hardness values were used. These species are listed in Appendix 1, which also gives  $G_g$ , green and dry hardness values, the ratios of dry to green hardness, and the source of the data. To the extent that information was available, Appendix 1 contains the number of trees sampled for each species and the source of the data. Kukachka (1970) and Lavers (1983) listed the number of trees sampled in their compilations, but Longwood (1962) and the Forest Products Laboratory (FPL 1999) did not. To get this information, we referred to the original sources of the data. For the temperate species, the Forest Products Laboratory (FPL 1999) used the data of Markwardt and Wilson (1935), although sometimes additional information was added to get the published values.

Data not used in deriving the equations were used for model validation. These species and data are given in Appendix 2.

Data reported in pounds force (lbf) were converted to newtons (N) by dividing tabulated values by 0.225 lbf/N. In some cases, dry hardness was reported at an MC other than 12%. In these cases, hardness was converted using equation 4-3 of the 1999 *Wood Handbook*, given as

$$P = P_{12}(P_{12}/P_g)^{((12-M)(M_p-12))}$$

where  $P$  is the property (hardness) at the reported MC at test;  $P_{12}$  is the property (hardness) at 12% MC;  $P_g$  is the property (hardness) in the green condition;  $M$  is the reported

percentage MC at test; and  $M_p$  is the percentage MC at the intersection of a horizontal line representing the strength of green wood and an inclined line representing the logarithm of the strength–MC relationship for dry wood, assumed to be 25% in this report, as recommended in the 1999 *Wood Handbook* for most species.

## Separation of Data into Groupings

The data were divided into three major groups for comparison: temperate softwoods, temperate hardwoods, and tropical hardwoods. Tropical softwoods were not considered for equation derivation because only seven species (*Agathis vitiensis*, *Araucaria angustifolia*, *Cupressus lusitanica*, *Fitzroya cupressoides*, *Pinus caribaea*, *Pinus oocarpa*, and *Podocarpus guatemalensis*) had  $G_g$  and hardness data. They were, however, used for validation of the equations.

The division between temperate and tropical species was based on a correspondence analysis relating hardwood anatomical physiognomy with climate and latitude; this analysis will be the topic of a future publication. The correspondence analysis showed a dramatic change in wood anatomical physiognomy at 28° north latitude. Species north of this demarcation line show temperate anatomy, and species south of it, including southern hemisphere species, show tropical anatomy. Therefore, species were considered to be temperate if their natural range extended substantially north of 28° north latitude; otherwise they were considered to be tropical. This demarcation corresponds roughly to a mean annual temperature of 24°C and a cold month mean temperature of 15°C. Even the woody angiosperm flora of Argentine Tierra del Fuego, 53° to 55° south latitude, mean annual temperature 5.3°C, cold month mean temperature 1.1°C, although sparse (only 17 genera with wood anatomical data), has an anatomical physiognomy that is tropical in many respects. For example, anatomical features that are common in temperate floras, such as ring-porosity and marginal parenchyma, are absent from the Tierra del Fuego flora. On the other hand, some anatomical features that are common in temperate floras, such as pores arranged in tangential lines and rays commonly wider than ten-seriate, are also common in the Tierra del Fuego flora. The southernmost species considered in this report are *Nothofagus procera*, which is found as far south as 40° south latitude in Chile, and *Acacia mollissima*, found as far south as 43° south latitude in Tasmania.

## Selection of Model Form

When Newlin and Wilson (1919) developed relationships between clearwood properties and specific gravity ( $G$ ) they chose a power model of the form

$$\text{property} = aG^b$$

in part because they apparently felt that the function should go through the origin. Liska (1965) notes that while this assumption is logical, few species produce normal woody tissue with a specific gravity approaching zero. For individual

<sup>1</sup>Cheng 1985; Chudnoff 1973, 1984; Dickinson et al. 1949; FAO 1970; Flynn Jr. and Holder 2001; Heck 1937; Hess et al. 1950; Kukachka et al. 1968; Kynoch and Norton 1938; Lee and Chu 1965; Rijdsdijk and Laming 1994; Teixeira et al. 1988; Vilela 1969; Wangaard and Muschler 1952; Wangaard et al. 1954; Wangaard et al. 1955

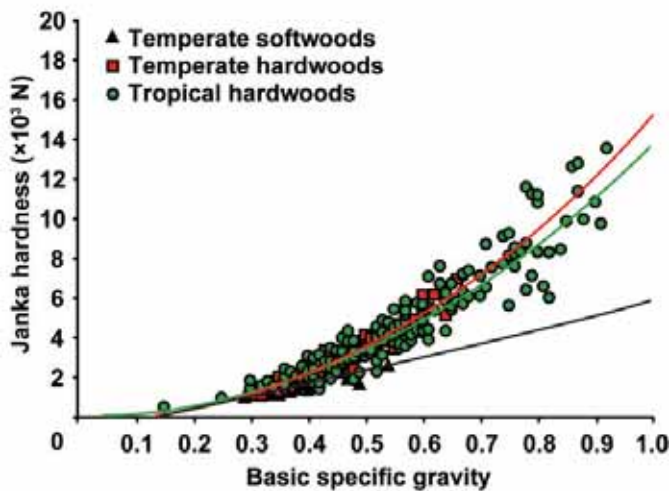


Figure 2—Side hardness–specific gravity relationships for green wood.

species, a linear regression may often provide the best fit to the data. However, when considering many combined species, it is more likely that we will have a wider range of specific gravity values and that some species may have comparatively low values. Thus the premise of a zero intercept seems inescapable. With the widespread use of computers to simulate the properties of solid-sawn and composite wood product properties, a property–specific gravity relationship that passes through the origin also provides added protection against unintended conclusions. Previous analysis of several model forms for the 1987 edition of the *Wood Handbook* had established that there was little difference in the goodness-of-fit criterion based on either the square root of the mean square error or on the variance for relationships between mechanical properties and specific gravity. Analysis of linear versus power model forms relating side hardness to specific gravity for the 1999 edition confirmed this observation. Thus the traditional power model was selected for use in this study.

### Data Analysis

For each grouping, we calculated mean, range, standard deviation, and variance of the  $G_g$ , green hardness, and dry hardness. Range usually increases with sample size, and it is affected by extreme values. Therefore, we looked at two other measures of dispersion: standard deviation and variance. Variance is not biased by sample size, but its units are squares and are not as readily interpretable as those of standard deviation. Standard deviation is biased by sample size, but the bias is small for large samples. The correction for bias, derived by Gurland and Tripathi (1971), is only 0.53% for the temperate softwoods (47 species), 0.36% for the temperate hardwoods (71 species), and 0.17% for the tropical hardwoods (166 species.)

Hardness, in the green and dry conditions, was plotted against  $G_g$  for each group, power functions were fitted through the plotted points, and the defining equations were

derived using linear regression. This is different from the procedure used to derive the equations given in the 1999 *Wood Handbook*, in which the dry values were plotted against  $G$ , which is based on volume at the indicated MC (green or 12%). General linear model (GLM)  $F$ -tests were used to determine equality of coefficients and exponents using SAS (1999.) Adequacy of the equations was evaluated through examination of residuals and by comparing predicted hardness to measured hardness for species not included in the equation derivations. These species, listed in Appendix 2, include the tropical softwoods and the woods that contained green or dry hardness values, but not both.

## Results

### Development of Predictive Equations

Table 2 presents the summary statistics for the 284 species given in Appendix 1 that were used to derive the equations. Of these, 47 were temperate softwoods, 71 were temperate hardwoods, and 166 were tropical hardwoods. As expected,  $G_g$  and hardness ranges increased with sample sizes for the three groups. However, intrinsic variability, as measured by standard deviations, also increased. Not surprisingly, the mean  $G_g$  of the temperate softwoods (0.39) was lower than that of both the temperate hardwoods (0.50) and the tropical hardwoods (0.56). The  $G_g$  standard deviation of the softwoods (0.054) showed them to be less variable than the temperate hardwoods (0.085) and much less variable than the tropical hardwoods (0.153). For the hardwoods, these results are consistent with those of Wiemann and Williamson (2002), who found that woody hardwood mean  $G_g$  decreased steadily with north latitude, and  $G_g$  range and standard deviation decreased dramatically upon transition from tropical to temperate habitats.

Figure 2 compares green side hardness as a function of  $G_g$  for the three species subgroups, and Figure 3 is the same comparison in the dry condition. For both green and dry wood, GLM  $F$ -tests showed that the regression equation for the softwoods was different from those for the hardwoods, but the two hardwood groups were not different (0.05 significance level.) Figures 2 and 3 also show that the hardness values are more scattered at greater  $G_g$  values (which include only tropical species.) The relationships between  $G_g$  and hardness in newtons,  $H(N)$ , and pounds force,  $H(lbf)$ , are given by the following equations:

$$\begin{aligned} \text{Green hardness, temperate softwoods} \\ H(N) = 6,930(G_g)^{1.50} \quad r^2 = 0.70 \end{aligned} \quad (1a)$$

$$\begin{aligned} \text{Green hardness, temperate hardwoods} \\ H(N) = 1,5560(G_g)^{2.17} \quad r^2 = 0.91 \end{aligned} \quad (2a)$$

$$\begin{aligned} \text{Green hardness, tropical hardwoods} \\ H(N) = 13,340(G_g)^{1.91} \quad r^2 = 0.90 \end{aligned} \quad (3a)$$

$$\begin{aligned} \text{Green hardness, all hardwoods} \\ H(N) = 13,610(G_g)^{1.96} \quad r^2 = 0.90 \end{aligned} \quad (4a)$$

$$\begin{aligned} \text{12% hardness, temperate softwoods} \\ H(N) = 11,400(G_g)^{1.65} \quad r^2 = 0.73 \end{aligned} \quad (5a)$$



**Table 2—Summary of  $G_g$  and hardness statistics for species listed in Appendix 1**

| Property                | Characteristic     | Species grouping    |                     |                    |             |
|-------------------------|--------------------|---------------------|---------------------|--------------------|-------------|
|                         |                    | Temperate softwoods | Temperate hardwoods | Tropical hardwoods | All species |
|                         | Number of species  | 47                  | 71                  | 166                | 284         |
| $G_g$                   | Mean               | 0.39                | 0.50                | 0.56               | 0.52        |
|                         | Standard deviation | 0.054               | 0.085               | 0.153              | 0.141       |
|                         | Minimum            | 0.29                | 0.31                | 0.15               | 0.15        |
|                         | Maximum            | 0.54                | 0.66                | 0.92               | 0.92        |
|                         | Range              | 0.25                | 0.35                | 0.77               | 0.77        |
| $H_g$                   | Mean               | 1,720               | 3,550               | 4,790              | 3,970       |
|                         | Standard deviation | 420                 | 1,300               | 2,710              | 2,450       |
|                         | Minimum            | 1,020               | 1,110               | 530                | 530         |
|                         | Maximum            | 2,620               | 6,960               | 13,570             | 13,570      |
|                         | Range              | 1,600               | 5,850               | 13,040             | 13,040      |
| $H_{12}$                | Mean               | 2,470               | 4,620               | 6,020              | 5,080       |
|                         | Standard deviation | 650                 | 1,660               | 3,690              | 3,230       |
|                         | Minimum            | 1,420               | 1,550               | 620                | 620         |
|                         | Maximum            | 3,860               | 8,270               | 18,950             | 18,950      |
|                         | Range              | 2,440               | 6,720               | 18,330             | 18,330      |
| Mean $H_{12}/H_g$ ratio |                    | 1.43                | 1.31                | 1.26               | 1.28        |

12% hardness, temperate hardwoods  
 $H(N) = 19,880(G_g)^{2.14}$   $r^2 = 0.91$  (6a)

12% hardness, tropical hardwoods  
 $H(N) = 17,960(G_g)^{2.06}$   $r^2 = 0.94$  (7a)

12% hardness, all hardwoods  
 $H(N) = 18,180(G_g)^{2.05}$   $r^2 = 0.93$  (8a)

Green hardness, temperate softwoods  
 $H(\text{lbf}) = 1,560(G_g)^{1.50}$   $r^2 = 0.70$  (1b)

Green hardness, temperate hardwoods  
 $H(\text{lbf}) = 3,500(G_g)^{2.17}$   $r^2 = 0.91$  (2b)

Green hardness, tropical hardwoods  
 $H(\text{lbf}) = 3,000(G_g)^{1.91}$   $r^2 = 0.90$  (3b)

Green hardness, all hardwoods  
 $H(\text{lbf}) = 3,060(G_g)^{1.96}$   $r^2 = 0.90$  (4b)

12% hardness, temperate softwoods  
 $H(\text{lbf}) = 2,560(G_g)^{1.65}$   $r^2 = 0.73$  (5b)

12% hardness, temperate hardwoods  
 $H(\text{lbf}) = 4,470(G_g)^{2.14}$   $r^2 = 0.91$  (6b)

12% hardness, tropical hardwoods  
 $H(\text{lbf}) = 4,040(G_g)^{2.06}$   $r^2 = 0.94$  (7b)

12% hardness, all hardwoods  
 $H(\text{lbf}) = 4,090(G_g)^{2.05}$   $r^2 = 0.93$  (8b)

For both green and dry hardness, the coefficients of these equations are similar to those given in the 1999 edition of

the *Wood Handbook* (Figures 4 and 5). Note that to compare hardness relationships at 12% MC (Figure 5), it was necessary to adjust the specific gravity values in the *Wood Handbook* formula to  $G_g$  values. This was done by substituting the specific gravity at 12% MC,  $G_{12}$ , in the following formula:

$$G_{12} = G_g / (1 - 0.162G_g)$$

which was derived from equation X1.2 of ASTM D 2395-02 (ASTM 2006).

To determine if the equations for the softwoods were different from those for hardwoods because of their limited range in specific gravity, or rather to some fundamental difference between hardwoods and softwoods, we plotted green (Figure 6) and dry (Figure 7) hardness as a function of  $G_g$  for only those woods whose  $G_g$  values fell within the range 0.31 to 0.54, which is the range shared by the three groups. The relationships between  $G_g$  and hardness for woods with  $G_g$  in the range of 0.31 to 0.54 are given by the following equations:

Green hardness, temperate softwoods  
 $H(N) = 6790(G_g)^{1.48}$   $r^2 = 0.68$  (9)

Green hardness, temperate hardwoods  
 $H(N) = 17030(G_g)^{2.26}$   $r^2 = 0.85$  (10)

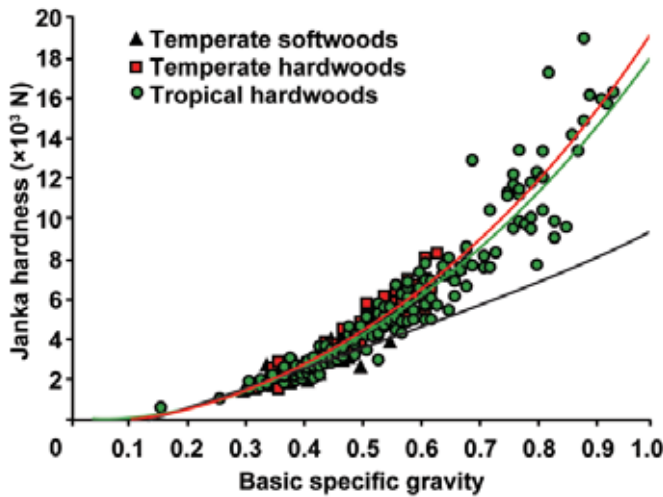


Figure 3—Side hardness–specific gravity relationships for wood at 12% MC.

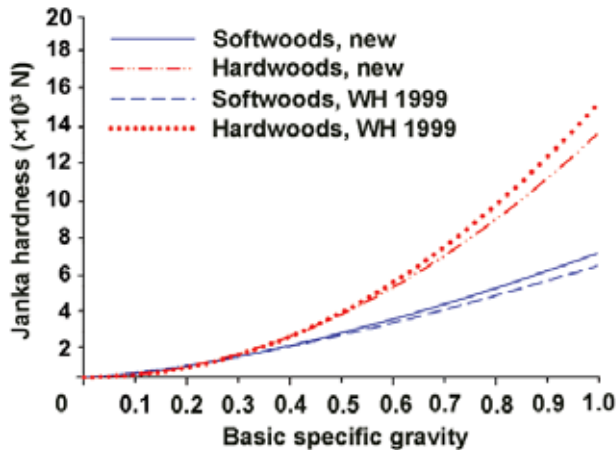


Figure 4—Comparison of our regression equations for green hardness (new) with those given in the 1999 edition of the *Wood Handbook* (FPL 1999).

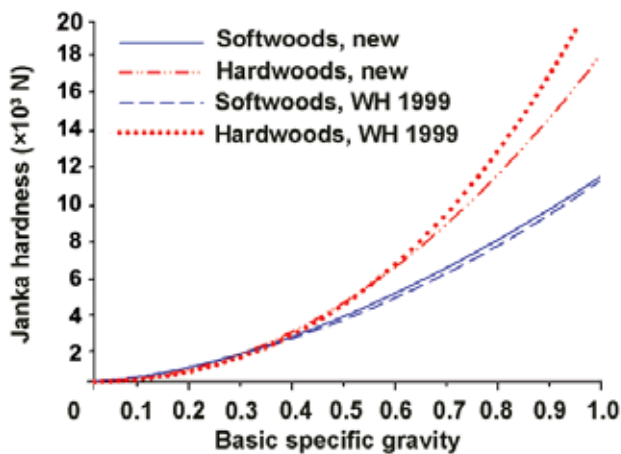


Figure 5—Comparison of our regression equations for hardness at 12% MC (new) with those given in the 1999 edition of the *Wood Handbook* after adjustment to  $G_g$  (FPL 1999).

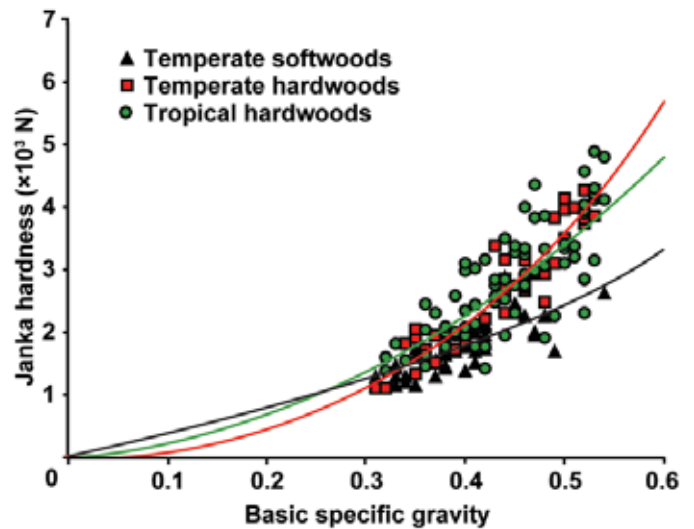


Figure 6—Side hardness–specific gravity relationships for green wood with  $G_g$  values between 0.31 and 0.54.

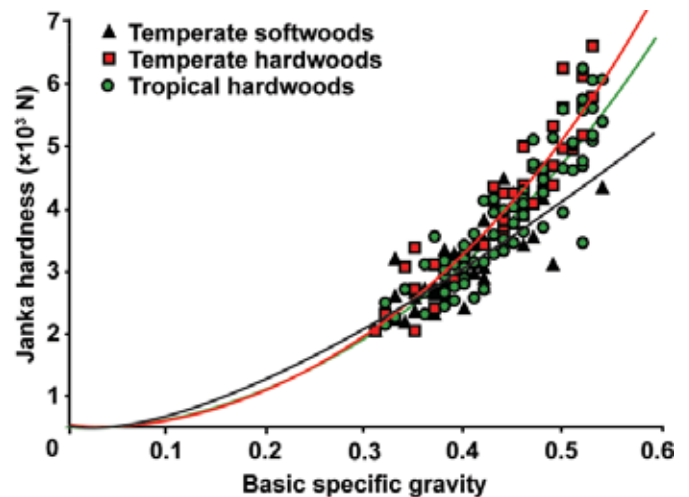


Figure 7—Side hardness–specific gravity relationships for wood at 12% MC and  $G_g$  values between 0.31 and 0.54.

Green hardness, tropical hardwoods  
 $H(N) = 12420(G_g)^{1.86} \quad r^2 = 0.64 \quad (11)$

12% hardness, temperate softwoods  
 $H(N) = 11240(G_g)^{1.63} \quad r^2 = 0.70 \quad (12)$

12% hardness, temperate hardwoods  
 $H(N) = 21660(G_g)^{2.24} \quad r^2 = 0.86 \quad (13)$

12% hardness, tropical hardwoods  
 $H(N) = 18720(G_g)^{2.13} \quad r^2 = 0.82 \quad (14)$

The plots and  $F$ -tests (0.05 level) for the reduced dataset show the same basic pattern as the plots using all the data—the softwoods are different from the two hardwood groups, which are not statistically significantly different from each other.

The above analyses were performed using the data as reported except for the correction of obvious mistakes such

as misplaced decimals or reversal of numbers. The data expressed in newtons from the *Wood Handbook* (FPL 1999, table 4-3a) were recomputed from the data expressed in pounds (table 4-3b) in order to check the values of table 4-3a. The  $G_g$  values of *Picea sitchensis* and *Picea glauca* are listed, respectively, as 0.33 and 0.37 in table 4-3a, but as 0.37 and 0.33, respectively, in table 4-3b. The original data in Markwardt and Wilson (1935) gives  $G_g = 0.37$  for both species, but the hardness data are the same as those in table 4-3b (350 lbf green, 510 lbf dry for *Picea sitchensis*; 320 lbf green, 480 lbf dry for *Picea glauca*.) Therefore, the  $G_g$  data for *Picea glauca* were deemed erroneous, the species does not appear in our Appendix 1, and it was not used in our analyses.

Notable by their absence are hardness values for the true hickories: *Carya* spp. subgenus *Eucarya*. Mechanical properties for seven species of *Carya* were tested by Markwardt and Wilson (1935), but they did not report values for hardness because the test specimens split during testing. Bendtsen and Ethington (1975) reported hardness values for four species of *Eucarya*, but their test trees came only from one site near Madison, Wisconsin, and are therefore not representative of the species as a whole.

As is true for most mechanical properties of wood, and is shown by Equations (1) to (8), hardness increases with a decrease in MC below the fiber saturation point, although the increase in hardness assumes that the test specimens do not suffer any degrade upon drying. In practice, this assumption is quite likely violated unless great care is taken in test specimen preparation. The mean increase in hardness upon drying from green to 12% MC is greater for softwoods (43%) than for either temperate (31%) or tropical (26%) hardwoods (Table 2). Wangaard and Muschler (1952) reported that side hardness of U.S. woods increased by 33% upon drying, whereas tropical American hardness increased by only 17%. Drawing inferences from the dry/green ratios requires caution. For nine species (*Afrormosia elata*, *Castanea sativa*, *Guarea excelsa*, *Shorea acuminatissima*, *Shorea faguetiana*, *Spondias mombin*, *Tabebuia donnell-smithii*, *Tabebuia insignis*, *Vochysia hondurensis*), the dry hardness was less than the green hardness, and for seven tropical species (*Cordia goeldiana*, *Dalbergia latifolia*, *Diospyros pilosanthera*, *Gonystylus bancanus*, *Gonystylus macrophyllus*, *Qualea albiflora*, *Syncarpia glomulifera*) it was more than double the green hardness. All except *Castanea sativa* are tropical, so these anomalous ratios are probably due to insufficient sample size or poor quality control. For example, data for *Shorea acuminatissima*, *Tabebuia insignis*, *Diospyros pilosanthera*, and *Qualea albiflora* are represented by only one tree each (Appendix 1).

### Adequacy of the Fit

Predicted green hardness values were calculated using Equation (1a) for softwoods and Equation (4a) for hardwoods, and predicted dry hardness values were calcu-

lated using Equation (5a) for softwoods and Equation (8a) for hardwoods. Residuals were calculated as the measured hardness minus the predicted hardness. The residuals for green hardness are plotted against the predicted green hardness in Figure 8, and the residuals for dry hardness are plotted against the predicted dry hardness in Figure 9. In both cases, the variance increases with increasing predicted hardness and the residuals have a larger range for dry hardness (−3,513 N to 5,447 N) than for green hardness (−3,194 N to 3,247 N.) It is surprising that three species had dry hardness residuals greater than 4,000 N, because one would expect anomalous measured values of high specific gravity woods to be lower than expected due to splitting, as was the case with the *Carya* of Markwardt and Wilson (1935.) As a percentage of measured hardness, the dry residuals were no larger than the green residuals. For all species, the absolute mean percentage differences between measured and predicted hardness were 13% for green and 11% for dry. Measured hardness differed from predicted hardness by at least 25% for 34 species in the green condition, but only 20 species in the dry condition. Because dry hardness is, on average, about 28% greater than green hardness (Appendix 1), a given error will have less effect on the dry measured/predicted ratio than on the green ratio, and this may explain, at least in part, the lower ratios for dry hardness.

The measured hardness of the lowest specific gravity wood, *Ricinodendron rautanenii*,  $G_g = 0.15$ , is 220 N more than its predicted value for both green and dry hardness, which is 71% and 55% greater, respectively, than its predicted values of 310 N (green) and 400 N (dry.) Measured hardness also exceeds predicted hardness by more than 50% for the dry hardness of *Syncarpia glomulifera*,  $G_g = 0.68$ .

Measured green hardness is plotted against predicted green hardness in Figure 10, and measured dry hardness is plotted against predicted dry hardness in Figure 11. Lines have been drawn that represent equal measured and predicted values (1:1 line). The points are well distributed about these lines, indicating equally good fit for high and low hardness values of both softwoods and hardwoods in the green and dry conditions.

Prediction equations were validated using the data presented in Appendix 2. Predicted hardness for the tropical softwoods was calculated using both the temperate softwood equations (Equations (1a) and (5a)) and the hardwood equations (Equations (4a) and (8a)) and comparing the results. The hardwood equations gave a slightly better fit for low specific gravity species, but consistently overestimated hardness for the greater  $G_g$  (>0.45) species; therefore we conclude from our limited data that the softwood equations give a better fit for the tropical softwoods. Measured hardness is plotted against predicted hardness (both green and dry) in Figure 12, which also has a line that represents equal measured and predicted values. The points are well distributed about this line, indicating equally good fit for high and low

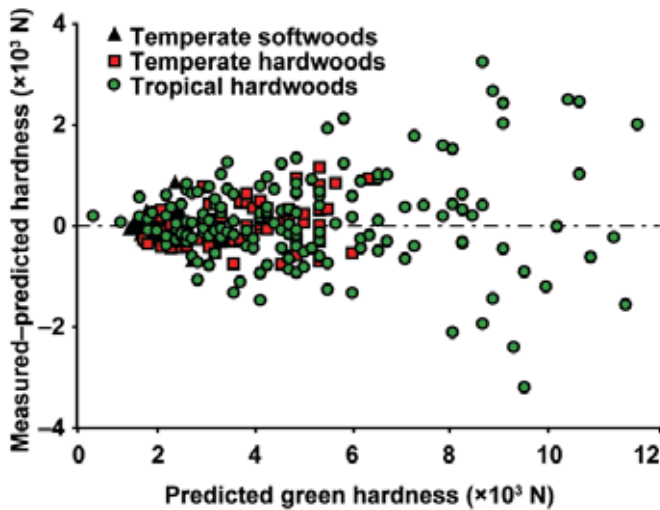


Figure 8—Residuals as a function of predicted hardness for green wood.

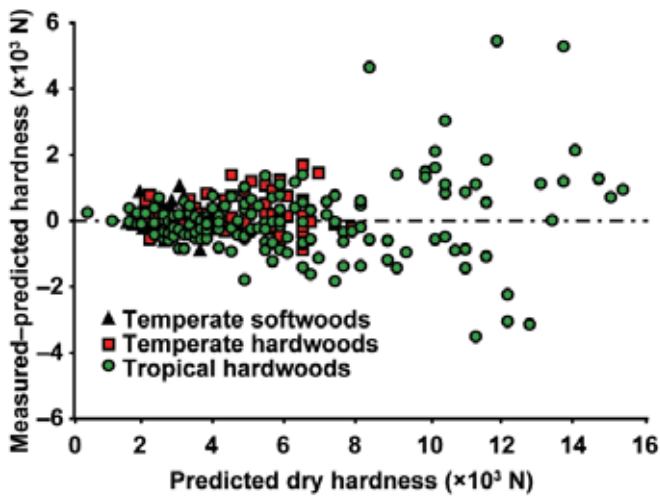


Figure 9—Residuals as a function of predicted hardness for wood at 12% MC.

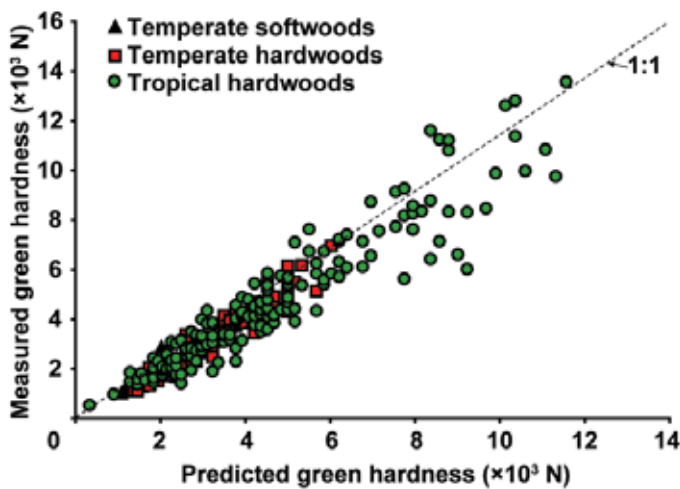


Figure 10—Measured and predicted hardness for green wood. Diagonal line represents equal measured and predicted hardness.

hardness values of both softwoods and hardwoods in the green and dry conditions.

To determine if hardness could be accurately extrapolated for extreme specific gravities, we looked at the predicted and measured hardness values of three woods that were not included in the data from which the equations were derived or validated. Two of these, balsa (*Ochroma pyramidale*) and quipo (*Cavanillesia platanifolia*), have very low specific gravities, and the other, lignum vitae (*Guaiacum officinale* and *Guaiacum sanctum*) has a very high specific gravity. Wiepking and Doyle (1944) tested balsa and quipo, and Greene (1959) tested lignum vitae. For all three species,  $G_g$  was calculated from the reported specific gravity values at indicated MCs using equation (3-5) from the *Wood Handbook* (FPL 1999). Janka hardness was reported graphically on a 12% MC basis for balsa and quipo. Hardness modulus was reported for lignum vitae, and was converted to Janka hardness using the formula derived by Lewis (1968), in which hardness modulus divided by 5.4 is equal to Janka hardness. Reported dry hardness values for the lightest balsa ( $G_g = 0.07$ ) and quipo ( $G_g = 0.08$ ) were 160 N and 220 N, respectively, and 17,260 N for the lignum vitae ( $G_g = 0.99$ ). The values predicted using Equation (8) for these three woods were, respectively, 90 N, 110 N, and 17,910 N. The differences between measured and predicted values were +70 N for balsa (78% more than its predicted value), +110 N for quipo (100% more than its predicted value), and -650 N for lignum vitae (4% less than its predicted value.) It is evident, therefore, that the equations grossly underestimate the true hardness of very low specific gravity woods (as was seen for *Ricinodendron rautanenii*) but are adequate for high specific gravity woods.

## Discussion

### Modeling Property–Specific Gravity Relationships

Because wood is a biological material, its mechanical properties are subject to considerable variation. Tests to evaluate mechanical properties therefore depend upon how the forest trees were sampled to obtain test specimens. The clearwood data bank that is the basis for the hardness data in the *Wood Handbook* has been collected over a period of about 100 years. Over this time period, sampling procedures evolved considerably. ASTM D 5536-94 (ASTM 2006) describes in detail three methods that have been used historically to evaluate clearwood properties in the United States. Of these three methods, only the “random sampling” is assured to produce true probabilistic samples. Many of the *Wood Handbook* data were collected by the older methods. Therefore it is of interest to determine if hardness–specific gravity relationships determined by random sampling would differ substantially from those obtained in this paper.

Bendtsen (1966, 1968, 1972, 1973, 1974) and Bendtsen and Wahlgren (1970) determined clearwood properties for

12 softwoods that were sampled using the random sampling procedure of ASTM D 5536 (Table 3). For green specimens, their data are shown in Figure 13, along with the new model developed in this paper (Equation (5)) and the model from the 1999 edition of the *Wood Handbook*. Because the database for both models is virtually the same, it might be expected that both models should fit the data. Inspection of Figure 13 confirms this expectation. The results for dry wood from the random studies are shown in Figure 14. In this case, the specific gravities obtained in the random study are based on oven-dry weight and volume at 12% MC. Here the *Wood Handbook* model fits the data points, but the model as presented in Equation (5) does not. This is because Equation (5) is based on the oven-dry weight and green volume. If the specific gravity value in Equation (5) is corrected to a 12% volume basis, then it also provides a reasonable fit to the data (Figure 14.)

Unfortunately, we do not have data for a high-density hardwood species that was sampled by the random procedure as this might have given us better insight into the effect of sampling procedure on property-specific gravity relationships. However, we can conclude that there is no evidence to suggest that a random procedure is required.

### Predictive Equations Based on Specific Gravity at 12% MC

The flooring industry in the United States commonly uses specific gravity and side hardness at 12% MC in evaluating species for flooring applications. Our equations for hardness at 12% MC are based on basic (green) specific gravity. Furthermore, they are based on hardness in newtons, and the flooring industry uses hardness measured in pounds force. A number of alternatives are readily available for modeling the effect of MC on specific gravity. The equations of ASTM D 2395-02 are based on the publication of MacLean (1958), and assume linear shrinkage from a green MC of 30%. A slightly different procedure is given in the appendix of Simpson (1993). Simpson used an average shrinkage relationship for wood based on information presented in Stamm (1964), and an assumed green MC of 30%. We derived an equation (not shown here) using the separate relationships for hardwoods and softwoods given in Stamm (1964), and an assumed green MC of 28% (a value closer to experimental observations (Green 1989, Stamm 1964). Differences among the procedures used to convert  $G_g$  to  $G_{12}$  would be trivial and only of academic interest. Furthermore, species with high extractive contents would still likely shrink less. Given the variability that exists in wood shrinkage and that we are trying to use one relationship that applies to a large number of species, such refinements are not justified.<sup>2</sup> Therefore, we have adopted the relationships

<sup>2</sup>In addition to the references given in chapter 13 of Stamm (1964), additional information of specific gravity-shrinkage relationships for species with high extractive contents may be found in Nearn (1955).

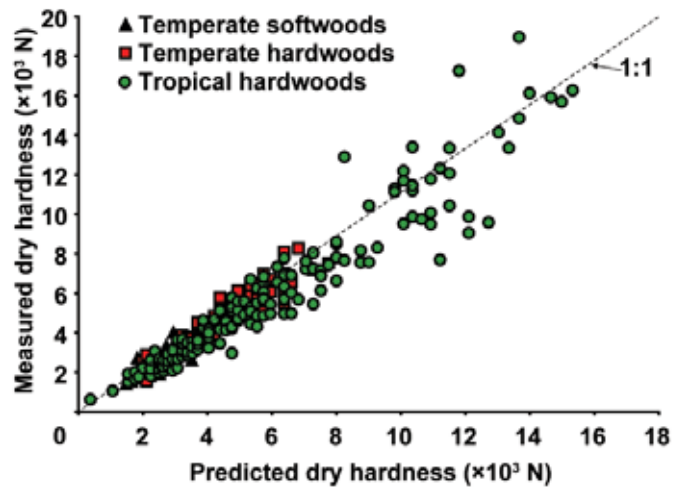


Figure 11—Measured and predicted hardness for wood at 12% MC. Diagonal line represents equal measured and predicted hardness.

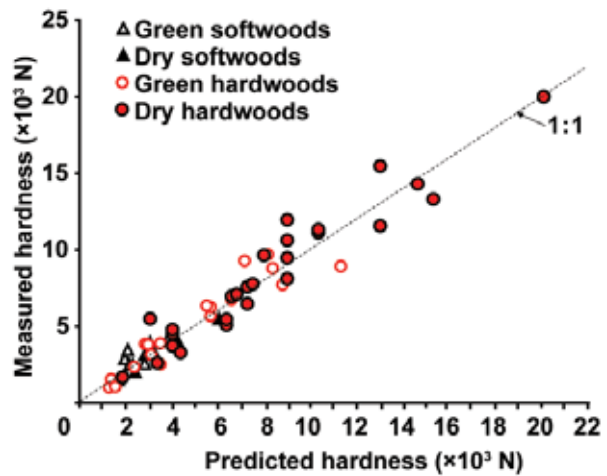


Figure 12—Measured and predicted hardness for species not used in deriving equations.

given in ASTM D 2395-02, equation X1.2. This yields the following adjustment formula for correction from  $G_g$  to specific gravity at 12% MC ( $G_{12}$ ):

$$G_{12} = G_g / (1 - 0.162G_g)$$

Thus, for softwoods at 12% MC, the hardness-specific gravity relationships given in Equations (5a) and (5b) become

$$H(N) = 11,400(G_{12}/(1 + 0.162G_{12})) \tag{15a}$$

$$H(lbf) = 2,560(G_{12}/(1 + 0.162G_{12})) \tag{15b}$$

For hardwoods, the relationships given in Equations (8a) and (8b) become

$$H(N) = 18,180(G_{12}/(1 + 0.162G_{12})) \tag{16a}$$

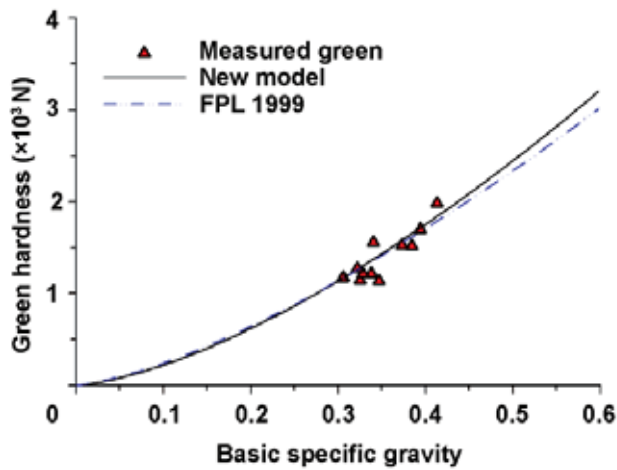


Figure 13—Hardness–specific gravity relationships for green wood determined for 12 softwood species sampled according to the random sampling procedure of ASTM D 5536-94 (ASTM 2006), compared with the plot of Equation (1a) (new model) and the green softwood relationship from Table 1 (FPL 1999.)

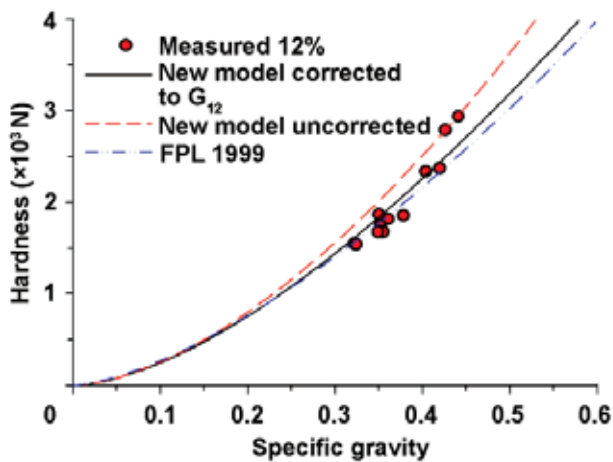


Figure 14—Hardness–specific gravity relationships for wood at 12% MC determined for 12 softwood species sampled according to the random sampling procedure of ASTM D 5536-94 (ASTM 2006), compared with the plot of Equation (5a) with specific gravity values corrected to 12% moisture content basis (new model corrected to  $G_{12}$ ), with reported basic specific gravity values (new model uncorrected) and the dry softwood relationship from Table 1 (FPL 1999.)

12% hardness, hardwoods  

$$H(\text{lbf}) = 4,090(G_{12}/(1 + 0.162G_{12})) \quad (16b)$$

**Effect of MC on Hardness**

Green et al. (2006) recommended that the equation  $P = P_{12}(P_{12}/P_g)^{((12-M)/(M_p-12))}$  (FPL 1999) be used to adjust side hardness for change in MC. A few months after Green et al. (2006) was published, we found a study that provided additional insight into the use of this formula with tropical species (Sekiya 1936). Sekiya conducted side hardness tests

**Table 3—Side hardness  $H$  determined using the random sampling procedure of ASTM D 5536-94<sup>a</sup>**

| Species            | Green |         | 12% MC |         |
|--------------------|-------|---------|--------|---------|
|                    | $G$   | $H$ (N) | $G$    | $H$ (N) |
| Redwood            | 0.34  | 1,560   | 0.35   | 1,870   |
| Spruce pine        | 0.413 | 1,990   | 0.441  | 2,940   |
| Engelmann spruce   | 0.325 | 1,150   | 0.352  | 1,750   |
| Western white pine | 0.347 | 1,140   | 0.378  | 1,860   |
| Sugar pine         | 0.338 | 1,220   | 0.355  | 1,680   |
| Western redcedar   | 0.306 | 1,170   | 0.322  | 1,550   |
| Port-Orford-cedar  | 0.394 | 1,700   | 0.426  | 2,790   |
| Subalpine fir      | 0.305 | 1,170   | 0.324  | 1,540   |
| Black spruce       | 0.384 | 1,520   | 0.420  | 2,370   |
| Red spruce         | 0.373 | 1,530   | 0.404  | 2,340   |
| White spruce       | 0.328 | 1,220   | 0.361  | 1,820   |
| Balsam fir         | 0.322 | 1,270   | 0.349  | 1,680   |

<sup>a</sup> Specific gravity  $G$  is based on volume at test, except for redwood at 12% MC, which is based on green volume.

on three wood species using a procedure that generally follows the procedures of the Meyer hardness ( $H_M$ ) test. With the Meyer test, the depth of indentation of a round ball is determined for a fixed load (whereas with the Janka test, the load required to obtain a fixed indentation is determined). However, the general conclusions should be directly applicable to the Janka procedure. The following observations are extracted from Sekiya’s report.

Sekiya determined the effect of MC on Meyer hardness for three species: *Phellodendron amurense* (kihada), *Panax ricinifolium* (harigiri), and *Cercidiphyllum japonicum* (katsura). Test specimens were 3 by 3 by 2 cm, and a 20-mm ball was pressed into the end surface of each specimen under a load of 300 kg. His results are reproduced in Appendix 3.

Sekiya mentioned previous research by Wilson (1920) that found a linear relationship between the logarithm of a given property and MC for various strength properties of wood and investigated the use of this relationship for  $H_M$ . Figure 15, which is our plot of the data of Appendix 3, is similar to figures given by Sekiya. Figure 15 follows Wilson’s exponential relationship quite well, even to very low MCs. The regression lines for kihada and harigiri are reasonably parallel, but that for katsura has a lesser slope. It seems possible that some splitting may have occurred with katsura at MCs of 1% and 3%. If these two data points are not included, then the regression slope would be very close to that of the other two species. With the standard Janka test procedure, it might be even more difficult to avoid splitting at MCs below about 6% to 8%, especially with higher density species. Nevertheless, these data support the use of Wilson’s exponential relationship for adjusting hardness for change in MC.

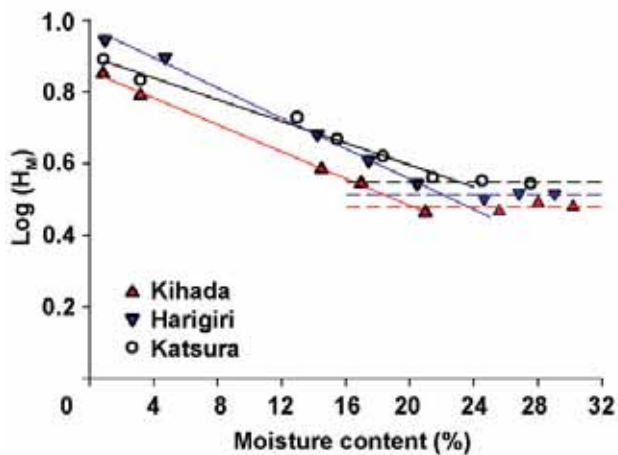


Figure 15—Effect of moisture content on Meyer hardness ( $H_M$ , in mm) plotted as logarithms from data in Sekiya (1936). Sloped solid lines are linear fits to the dry hardness values; horizontal dashed lines are mean values of green hardness values.

## Conclusions

From the results of our study, we conclude the following:

- The standard deviation of  $G_g$  for temperate softwoods is less than that for temperate hardwoods and much less than that for tropical hardwoods.
- The hardness of dry lumber is generally greater than that of green wood. For temperate softwoods, this increase is about 46%; for temperate hardwoods, it is about 31%; for tropical hardwoods, it is about 23%.
- The relationship between hardness and  $G_g$  is not the same for softwoods and hardwoods, whether green or dry.
- For green hardness ( $H_g$ ) and dry hardness ( $H_{12}$ ) of softwoods, the relationship of hardness to  $G_g$  is probably the same for temperate and tropical species. The recommended estimation equations are therefore  $H_g = 6,930G_g^{1.50}$  and  $H_{12} = 11,400G_g^{1.65}$ .
- For green and dry hardness of hardwoods, the relationship of hardness to  $G_g$  is the same for temperate and tropical species. The recommended estimation equations are  $H_g = 13,610G_g^{1.96}$  and  $H_{12} = 18,180G_g^{2.05}$ .

## Literature Cited

ASTM. 2006. Annual book of ASTM standards, Vol. 04.10. Wood. West Conshohocken, PA: American Society for Testing and Materials. 832 p.

D 143-94. Standard methods of testing small clear specimens of timber. p. 25-55.

D 2395-02. Standard test methods for specific gravity of wood and wood-based materials. p. 342-349.

D 5536-94. Standard practice for sampling forest trees for determination of clear wood properties. p. 605-613.

Armstrong, J.P.; Skaar, C.; de Zeeuw, C. 1984. The effect of specific gravity on several mechanical properties of some world woods. *Wood Science and Technology* 18:137-146.

Bendtsen, B.A. 1966. Strength and related properties of a randomly selected sample of second-growth redwood. Res. Pap. FPL-RP-53. Madison, WI: U.S. Department of Agriculture, Forest Service, Forest Products Laboratory. 16 p.

Bendtsen, B.A. 1968. Mechanical properties and specific gravity of a randomly selected sample of spruce pine. Res. Pap. FPL-RP-92. Madison, WI: U.S. Department of Agriculture, Forest Service, Forest Products Laboratory. 8 p.

Bendtsen, B.A. 1972. Important structural properties of four western species: white pine, sugar pine, western redcedar, and Port-Orford-cedar. Res. Pap. FPL-RP-191. Madison, WI: U.S. Department of Agriculture, Forest Service, Forest Products Laboratory. 17 p.

Bendtsen, B.A. 1973. Mechanical properties and specific gravity of randomly sampled subalpine fir. Res. Pap. FPL-RP-197. Madison, WI: U.S. Department of Agriculture, Forest Service, Forest Products Laboratory. 12 p.

Bendtsen, B.A. 1974. Specific gravity and mechanical properties of black, red, and white spruce, and balsam fir. Res. Pap. FPL-RP-237. Madison, WI: U.S. Department of Agriculture, Forest Service, Forest Products Laboratory. 28 p.

Bendtsen, B.A.; Ethington, R.L. 1975. Mechanical properties of 23 species of eastern hardwoods. Res. Note FPL-RN-0230. Madison, WI: U.S. Department of Agriculture, Forest Service, Forest Products Laboratory. 12 p.

Bendtsen, B.A.; Wahlgren, H.E. 1970. Mechanical properties and specific gravity of a randomly selected sample of Engelmann spruce. Res. Pap. FPL-RP-128. Madison, WI: U.S. Department of Agriculture, Forest Service, Forest Products Laboratory. 12 p.

Cheng, J. 1985. *Wood science*. Chinese Forestry Publishing, Beijing, China. 1,379 p.

Chudnoff, M. 1973. Physical, mechanical, and other properties of selected secondary species in Surinam, Peru, Columbia, Nigeria, Gabon, Philippines, and Malaysia. FPL-AID-PASA TA(AJ)2-73. Washington, DC: 77 p.

Chudnoff, M. 1984. *Tropical timbers of the world*. Agricultural Handbook AH-607. Washington, DC: U.S. Department of Agriculture, Forest Service. 464 p.

Dickinson, F.E.; Hess, R.W.; Wangaard, F.F. 1949. Properties and uses of tropical woods, I. *Tropical Woods* 95:1-145.

FAO. 1970. Estudio de preinversion para el desarrollo forestal de la Guayana Venezolana. Informe Final, Tomo III. Food and Agriculture Organization, Rome, Italy. 171 p.

Flynn Jr., J.H.; Holder, C.D. 2001. *A guide to the useful woods of the world*. 2nd ed. Madison, WI: Forest Products Society. 618 p.

FPL. 1935. *Wood handbook*. Washington, DC: U.S. Department of Agriculture, Forest Service. 326 p.

- FPL. 1940. Wood handbook. Washington, DC: U.S. Department of Agriculture, Forest Service. 326 p.
- FPL. 1955. Wood handbook. Agricultural Handbook AH-72. Washington, DC: U.S. Department of Agriculture, Forest Service. 528 p.
- FPL. 1974. Wood handbook: wood as an engineering material. Agricultural Handbook AH-72, rev. Washington, DC: U.S. Department of Agriculture, Forest Service. 431 p.
- FPL. 1987. Wood handbook: wood as an engineering material. Agricultural Handbook AH-72, rev. Washington, DC: U.S. Department of Agriculture, Forest Service. 466 p.
- FPL. 1999. Wood handbook: wood as an engineering material. Gen. Tech. Rep. FPL-GTR-113. Madison, WI: U.S. Department of Agriculture, Forest Service, Forest Products Laboratory. 463 p.
- Green, D.W. 1989. Moisture content and the shrinkage of lumber. Res. Pap. FPL-RP-489. Madison, WI: U.S. Department of Agriculture, Forest Service, Forest Products Laboratory. 11 p.
- Green, D.W.; Begel, M.; Nelson, W. 2006. Janka hardness using nonstandard specimens. Res. Note FPL-RN-0303. Madison, WI: U.S. Department of Agriculture, Forest Service, Forest Products Laboratory. 13 p.
- Greene, S. 1959. An investigation of certain physical and mechanical properties of lignum-vitae. *Forest Products Journal* 9:303-307.
- Gurland, J.; Tripathi, R.C. 1971. A simple approximation for unbiased estimation of the standard deviation. *The American Statistician* 25:30-32.
- Heck, G.E. 1937. Average strength and related properties of five foreign woods tested at the Forest Products Laboratory. Rep. 1139. Madison, WI: U.S. Department of Agriculture, Forest Service, Forest Products Laboratory. 4 p.
- Hess, R.W.; Wangaard, F.F.; Dickinson, F.E. 1950. Properties and uses of tropical woods II. *Tropical Woods* 97:1-132.
- Kukachka, B.F. 1970. Properties of imported tropical woods. Res. Pap. FPL-RP-125. Madison, WI: U.S. Department of Agriculture, Forest Service, Forest Products Laboratory. 67 p.
- Kukachka, B.F.; McClay, T.A.; Beltranena, E. 1968. Propiedades seleccionadas de 52 especies de maderas del departamento de El Petén. Guatemala: 88 p.
- Kynoch, W.; Norton, N.A. 1938. Mechanical properties of certain tropical woods, chiefly from South America. Ann Arbor, MI: University of Michigan Press. 87 p.
- Lavers, G.M. 1983. The strength properties of timbers. 3rd ed. London, UK: Forest Products Research Laboratory. 60 p.
- Lee, Y.H.; Chu, Y.P. 1965. The strength properties of Malayan timbers. *The Malayan Forester* 28:307-319.
- Lewis, W.C. 1968. Hardness modulus as an alternate measure of hardness to the standard Janka ball for wood and wood-base materials. Res. Note FPL-RN-0189. Madison, WI: U.S. Department of Agriculture, Forest Service, Forest Products Laboratory. 13 p.
- Liska, J.A. 1965. Research progress on the relationships between density and strength. Proceedings of the symposium on density: a key to wood quality. May 4-6, 1965, Madison, Wisconsin. Madison, WI: U.S. Department of Agriculture, Forest Service, Forest Products Laboratory. p. 89-97.
- Longwood, F.R. 1962. Present and potential commercial timbers of the Caribbean. Agricultural Handbook AH-207. Washington, DC: U.S. Department of Agriculture, Forest Service. 167 p.
- MacLean, J.D. 1958. Effect of moisture content changes on the shrinking, swelling, specific gravity, air or void space, weight and similar properties of wood. Rep. 1448. Madison, WI: U.S. Department of Agriculture, Forest Service, Forest Products Laboratory. 46 p.
- Markwardt, L.J. 1930. Comparative strength properties of woods grown in the United States. Technical Bull. 158. U.S. Department of Agriculture. 38 p.
- Markwardt, L.J.; Wilson, T.R.C. 1935. Strength and related properties of woods grown in the United States. Technical Bull. 479. U.S. Department of Agriculture. 99 p.
- Nearn, W.T. 1955. Effect of water soluble extractives on the volumetric shrinkage and equilibrium moisture content of eleven tropical and domestic species. College of Agriculture Bull. 598. State College, Pennsylvania: The Pennsylvania State University, Agricultural Experimental Station. 38 p.
- Newlin, J.A.; T.R.C. Wilson. 1919. The relation of the shrinkage and strength properties of wood to its specific gravity. Bull. 676. Washington, DC: U.S. Department of Agriculture, Forest Service. 35 p.
- Panshin, A.J.; de Zeeuw, C. 1980. Textbook of wood technology. 4th ed. New York: McGraw-Hill Book Co. 722 p.
- Rijsdijk, J.F.; Laming, P.B. 1994. Physical and related properties of 145 timbers. Dordrecht, Netherlands: Kluwer Academic Publishers. 380 p.
- Sallenave, P. 1955. Propriétés physiques et mécaniques des bois tropicaux de l'union française. Nogent-sur-Marne: Centre Technique Forestier Tropical. 126 p.
- SAS. 1999. SAS/STAT® User's Guide, version 8. Cary, North Carolina: SAS Institute, Inc. 3,884 p.
- Sekiya, Fumihiko. 1936. Experimental study on the static ball indentation test of wood. Reprint from the Bulletin of the Mie Imperial College of Agriculture and Forestry, No. 7. Tsu, Mie, Japan. 83 p.
- Simpson, W.T. 1993. Specific gravity, moisture content, and density relationships for wood. Gen. Tech. Rep.



FPL-GTR-76. Madison, WI: U.S. Department of Agriculture, Forest Service, Forest Products Laboratory. 13 p.

Stamm, A.J. 1964. Wood and cellulose science. New York: The Ronald Press Company. 549 p.

Teixeira, D.E.; Santana, M.A.E.; de Souza, M.R. 1988. Amazonian timbers for the international market. Yokohama, Japan: International Tropical Timber Organization. 94 p.

Vilela, J.E. 1969. Propiedades físicas y mecánicas de 137 maderas de la Guayana Venezolana. Mérida, Mexico: Laboratorio Nacional de Productos Forestales. 88 p.

Walton, D.R.; Armstrong, J.P. 1986. Taxonomic and gross anatomical influences on specific gravity-mechanical property relationships. *Wood and Fiber Science* 18:413-420.

Wangaard, F.F.; Muschler, A.F. 1952. Properties and uses of tropical woods III. *Tropical Woods* 98:1-191.

Wangaard, F.F.; Koehler, A.; Muschler, A.F. 1954. Properties and uses of tropical woods IV. *Tropical Woods* 99:1-187.

Wangaard, F.F.; Stern, W.L.; Goodrich, S.L. 1955. Properties and uses of tropical woods V. *Tropical Woods* 103:1-139.

Wiemann, M.C.; Williamson, G.B. 2002. Geographic variation in wood specific gravity: effects of latitude, temperature, and precipitation. *Wood and Fiber Science* 34:96-107.

Wiepking, C.A.; Doyle, D.V. 1944. Strength and related properties of balsa and quipo woods. Mimeo. 1511. Madison, WI: U.S. Department of Agriculture, Forest Service, Forest Products Laboratory. 35 p.

Wilson, T.R.C. 1920. The effect of kiln drying on the strength of airplane woods. Rep. 68. Washington, DC: National Advisory Committee for Aeronautics. 69 p.

## Appendix 1—Specific Gravity, Side Hardness, Number of Trees Sampled, and Sources of Data for Species Used to Derive Equations (1) to (8)<sup>a</sup>

| Species                           | SG   | Side hardness (N) |      |                 | Source | Sample size               |           |
|-----------------------------------|------|-------------------|------|-----------------|--------|---------------------------|-----------|
|                                   |      | Green             | Dry  | Dry/green ratio |        | No. of trees <sup>b</sup> | Reference |
| <b>Temperate softwoods</b>        |      |                   |      |                 |        |                           |           |
| <i>Abies alba</i>                 | 0.38 | 1910              | 2850 | 1.49            | Lavers | 15                        | Lavers    |
| <i>Abies amabilis</i>             | 0.40 | 1380              | 1910 | 1.38            | FPL    | 6                         | MW        |
| <i>Abies balsamea</i>             | 0.33 | 1290              | 1770 | 1.37            | FPL    | 5                         | MW        |
| <i>Abies concolor</i>             | 0.37 | 1510              | 2130 | 1.41            | FPL    | 20+                       | MW+       |
| <i>Abies grandis</i>              | 0.35 | 1600              | 2170 | 1.36            | FPL    | 10                        | MW        |
| <i>Abies lasiocarpa</i>           | 0.31 | 1150              | 1550 | 1.35            | FPL    | 5+                        | MW+       |
| <i>Abies magnifica</i>            | 0.36 | 1600              | 2220 | 1.39            | FPL    | 5+                        | MW+       |
| <i>Abies procera</i>              | 0.37 | 1290              | 1820 | 1.41            | FPL    | 9                         | MW        |
| <i>Chamaecyparis lawsoniana</i>   | 0.39 | 1690              | 2790 | 1.65            | FPL    | 14+                       | MW+       |
| <i>Chamaecyparis nootkatensis</i> | 0.42 | 1950              | 2570 | 1.32            | FPL    | 8                         | MW        |
| <i>Chamaecyparis thyoides</i>     | 0.31 | 1290              | 1550 | 1.20            | FPL    | 10                        | MW        |
| <i>Juniperus virginiana</i>       | 0.44 | 2880              | 4000 | 1.39            | FPL    | 5                         | MW        |
| <i>Larix decidua</i>              | 0.45 | 2450              | 3770 | 1.54            | Lavers | 77                        | Lavers    |
| <i>Larix kaempferi</i>            | 0.41 | 2140              | 2940 | 1.37            | Lavers | 59 & 20 joists            | Lavers    |
| <i>Larix laricina</i>             | 0.49 | 1690              | 2620 | 1.55            | FPL    | 5                         | MW        |
| <i>Larix occidentalis</i>         | 0.48 | 2260              | 3680 | 1.63            | FPL    | 13+                       | MW+       |
| <i>Libocedrus decurrens</i>       | 0.35 | 1730              | 2080 | 1.20            | FPL    | 4                         | MW        |
| <i>Picea abies</i>                | 0.33 | 1420              | 2110 | 1.49            | Lavers | 188                       | Lavers    |
| <i>Picea engelmannii</i>          | 0.33 | 1150              | 1730 | 1.50            | FPL    | 10+                       | MW+       |
| <i>Picea mariana</i>              | 0.38 | 1640              | 2310 | 1.41            | FPL    | 5                         | MW        |
| <i>Picea omorika</i>              | 0.33 | 1470              | 2710 | 1.84            | Lavers | 5                         | Lavers    |
| <i>Picea rubens</i>               | 0.37 | 1550              | 2170 | 1.40            | FPL    | 11                        | MW        |
| <i>Picea sitchensis</i>           | 0.37 | 1550              | 2260 | 1.46            | FPL    | 25                        | MW        |
| <i>Pinus banksiana</i>            | 0.40 | 1770              | 2530 | 1.43            | FPL    | 5+                        | MW+       |
| <i>Pinus contorta</i>             | 0.38 | 1460              | 2130 | 1.46            | FPL    | 28                        | MW        |
| <i>Pinus echinata</i>             | 0.47 | 1950              | 3060 | 1.57            | FPL    | 36                        | MW        |
| <i>Pinus glabra</i>               | 0.41 | 2000              | 2930 | 1.47            | FPL    |                           |           |
| <i>Pinus lambertiana</i>          | 0.34 | 1200              | 1690 | 1.41            | FPL    | 9+                        | MW+       |
| <i>Pinus monticola</i>            | 0.35 | 1150              | 1860 | 1.62            | FPL    | 5+                        | MW+       |
| <i>Pinus nigra</i>                | 0.40 | 1910              | 2890 | 1.51            | Lavers | 38 & 20 joists            | Lavers    |
| <i>Pinus palustris</i>            | 0.54 | 2620              | 3860 | 1.47            | FPL    | 44+                       | MW+       |
| <i>Pinus pinaster</i>             | 0.41 | 1690              | 2670 | 1.58            | Lavers | 7                         | Lavers    |
| <i>Pinus ponderosa</i>            | 0.38 | 1420              | 2040 | 1.44            | FPL    | 26+                       | MW+       |
| <i>Pinus radiata</i>              | 0.42 | 2130              | 3330 | 1.56            | FPL    |                           |           |
| <i>Pinus resinosa</i>             | 0.41 | 1510              | 2480 | 1.64            | FPL    | 5+                        | MW+       |
| <i>Pinus strobus</i>              | 0.34 | 1290              | 1690 | 1.31            | FPL    | 15+                       | MW+       |
| <i>Pinus sylvestris</i>           | 0.42 | 2220              | 2980 | 1.34            | Lavers | 61                        | Lavers    |
| <i>Pinus taeda</i>                | 0.47 | 2000              | 3060 | 1.53            | FPL    | 56                        | MW        |
| <i>Pinus virginiana</i>           | 0.45 | 2390              | 3280 | 1.37            | FPL    |                           |           |
| <i>Pseudotsuga menziesii</i>      | 0.46 | 2260              | 2930 | 1.30            | FPL    | 80+                       | MW+       |
| <i>Sequoia sempervirens</i>       | 0.38 | 1820              | 2130 | 1.17            | FPL    | 16                        | MW        |
| <i>Taxodium distichum</i>         | 0.42 | 1730              | 2260 | 1.31            | FPL    | 10                        | MW        |
| <i>Thuja occidentalis</i>         | 0.29 | 1020              | 1420 | 1.39            | FPL    | 5                         | MW        |
| <i>Thuja plicata</i>              | 0.31 | 1150              | 1550 | 1.35            | FPL    | 15+                       | MW+       |
| <i>Tsuga canadensis</i>           | 0.38 | 1770              | 2220 | 1.25            | FPL    | 20                        | MW        |
| <i>Tsuga heterophylla</i>         | 0.42 | 1820              | 2390 | 1.31            | FPL    | 18+                       | MW+       |
| <i>Tsuga mertensiana</i>          | 0.42 | 2080              | 3020 | 1.45            | FPL    | 10+                       | MW+       |

| Species                        | SG   | Side hardness (N) |      |                 | Source   | Sample size               |           |
|--------------------------------|------|-------------------|------|-----------------|----------|---------------------------|-----------|
|                                |      | Green             | Dry  | Dry/green ratio |          | No. of trees <sup>b</sup> | Reference |
| <b>Temperate hardwoods</b>     |      |                   |      |                 |          |                           |           |
| <i>Acer macrophyllum</i>       | 0.44 | 2750              | 3770 | 1.37            | FPL      | 5                         | MW        |
| <i>Acer nigrum</i>             | 0.52 | 3730              | 5230 | 1.40            | FPL      | 1                         | MW        |
| <i>Acer pseudoplatanus</i>     | 0.49 | 3830              | 4850 | 1.27            | Lavers   | 16                        | Lavers    |
| <i>Acer rubrum</i>             | 0.49 | 3100              | 4210 | 1.36            | FPL      | 14                        | MW        |
| <i>Acer saccharinum</i>        | 0.44 | 2620              | 3100 | 1.18            | FPL      | 5                         | MW        |
| <i>Acer saccharum</i>          | 0.56 | 4300              | 6430 | 1.50            | FPL      | 17                        | MW        |
| <i>Aesculus hippocastanum</i>  | 0.44 | 2580              | 3340 | 1.29            | Lavers   | 3 planks                  | Lavers    |
| <i>Alnus glutinosa</i>         | 0.42 | 2220              | 2940 | 1.32            | Lavers   | 8                         | Lavers    |
| <i>Alnus rubra</i>             | 0.37 | 1950              | 2620 | 1.34            | FPL      | 6                         | MW        |
| <i>Betula alleghaniensis</i>   | 0.55 | 3460              | 5590 | 1.62            | FPL      | 17                        | MW        |
| <i>Betula lenta</i>            | 0.60 | 4300              | 6520 | 1.52            | FPL      | 10                        | MW        |
| <i>Betula papyrifera</i>       | 0.48 | 2480              | 4040 | 1.63            | FPL      | 10                        | MW        |
| <i>Carpinus betulus</i>        | 0.57 | 5470              | 6980 | 1.28            | Lavers   | 12                        | Lavers    |
| <i>Carya illinoensis</i>       | 0.60 | 5810              | 8070 | 1.39            | FPL      | 5                         | MW        |
| <i>Castanea dentata</i>        | 0.40 | 1860              | 2390 | 1.28            | FPL      | 10                        | MW        |
| <i>Castanea sativa</i>         | 0.44 | 3160              | 3070 | 0.97            | Lavers   | 13                        | Lavers    |
| <i>Celtis occidentalis</i>     | 0.49 | 3100              | 3900 | 1.26            | FPL      | 6                         | MW        |
| <i>Fagus grandifolia</i>       | 0.56 | 3770              | 5760 | 1.53            | FPL      | 17                        | MW        |
| <i>Fagus sylvatica</i>         | 0.55 | 4270              | 6410 | 1.50            | Lavers   | 36                        | Lavers    |
| <i>Fraxinus americana</i>      | 0.55 | 4260              | 5850 | 1.37            | FPL      | 23                        | MW        |
| <i>Fraxinus excelsior</i>      | 0.53 | 4270              | 6140 | 1.44            | Lavers   | 67                        | Lavers    |
| <i>Fraxinus latifolia</i>      | 0.50 | 3500              | 5140 | 1.47            | FPL      | 3                         | MW        |
| <i>Fraxinus nigra</i>          | 0.45 | 2310              | 3770 | 1.63            | FPL      | 6                         | MW        |
| <i>Fraxinus pennsylvanica</i>  | 0.53 | 3860              | 5320 | 1.38            | FPL      | 10                        | MW        |
| <i>Gleditsia triacanthos</i>   | 0.60 | 6160              | 7010 | 1.14            | FPL      | 6                         | MW        |
| <i>Juglans cinerea</i>         | 0.36 | 1730              | 2170 | 1.25            | FPL      | 10                        | MW        |
| <i>Juglans nigra</i>           | 0.51 | 3990              | 4480 | 1.12            | FPL      | 5                         | MW        |
| <i>Juglans regia</i>           | 0.47 | 2970              | 3600 | 1.21            | Kukachka | 10                        | Kukachka  |
| <i>Liquidambar styraciflua</i> | 0.46 | 2660              | 3770 | 1.42            | FPL      | 5+                        | MW+       |
| <i>Liriodendron tulipifera</i> | 0.40 | 1950              | 2390 | 1.23            | FPL      | 11+                       | MW+       |
| <i>Magnolia acuminata</i>      | 0.44 | 2310              | 3100 | 1.34            | FPL      | 5                         | MW        |
| <i>Magnolia grandiflora</i>    | 0.46 | 3280              | 4520 | 1.38            | FPL      | 2                         | MW        |
| <i>Nyssa aquatica</i>          | 0.46 | 3150              | 3900 | 1.24            | FPL      | 6                         | MW        |
| <i>Nyssa sylvatica</i>         | 0.46 | 2840              | 3590 | 1.26            | FPL      | 5                         | MW        |
| <i>Platanus acerifolia</i>     | 0.52 | 4270              | 5650 | 1.32            | Lavers   | 1                         | Lavers    |
| <i>Platanus occidentalis</i>   | 0.46 | 2710              | 3410 | 1.26            | FPL      | 10                        | MW        |
| <i>Populus canadensis</i>      | 0.35 | 2050              | 2220 | 1.08            | Lavers   | 18                        | Lavers    |
| <i>Populus canescens</i>       | 0.39 | 1730              | 2360 | 1.36            | Lavers   | 6                         | Lavers    |
| <i>Populus deltoides</i>       | 0.37 | 1510              | 1910 | 1.26            | FPL      | 5                         | MW        |
| <i>Populus tremuloides</i>     | 0.35 | 1330              | 1550 | 1.17            | FPL      | 11                        | MW        |
| <i>Populus trichocarpa</i>     | 0.31 | 1110              | 1550 | 1.40            | FPL      | 5                         | MW        |
| <i>Prunus avium</i>            | 0.50 | 4140              | 5780 | 1.40            | Lavers   | 8                         | Lavers    |
| <i>Prunus serotina</i>         | 0.47 | 2930              | 4210 | 1.44            | FPL      | 5                         | MW        |
| <i>Quercus alba</i>            | 0.60 | 4700              | 6030 | 1.28            | FPL      | 20                        | MW        |
| <i>Quercus bicolor</i>         | 0.64 | 5140              | 7180 | 1.40            | FPL      | 1                         | MW        |
| <i>Quercus cerris</i>          | 0.62 | 6180              | 8270 | 1.34            | Lavers   | 6                         | Lavers    |
| <i>Quercus coccinea</i>        | 0.60 | 5320              | 6210 | 1.17            | FPL      | 5                         | MW        |

| Species  | SG   | Side hardness (N) |       |                 | Source   | Sample size               |           |
|--|------|-------------------|-------|-----------------|----------|---------------------------|-----------|
|  |      | Green             | Dry   | Dry/green ratio |          | No. of trees <sup>b</sup> | Reference |
| <i>Quercus falcata</i>                         | 0.52 | 3810              | 4700  | 1.23            | FPL      | 4                         | MW        |
| <i>Quercus falcata</i> var. <i>pagodifolia</i> | 0.61 | 5500              | 6560  | 1.19            | FPL      |                           |           |
| <i>Quercus laurifolia</i>                      | 0.56 | 4430              | 5370  | 1.21            | FPL      | 35                        | MW        |
| <i>Quercus lyrata</i>                          | 0.57 | 4260              | 5280  | 1.24            | FPL      |                           |           |
| <i>Quercus macrocarpa</i>                      | 0.58 | 4920              | 6080  | 1.24            | FPL      | 5                         | MW        |
| <i>Quercus michauxii</i>                       | 0.60 | 4920              | 5500  | 1.12            | FPL      | 4                         | MW        |
| <i>Quercus nigra</i>                           | 0.56 | 4480              | 5280  | 1.18            | FPL      | 5                         | MW        |
| <i>Quercus palustris</i>                       | 0.58 | 4750              | 6700  | 1.41            | FPL      | 5                         | MW        |
| <i>Quercus phellos</i>                         | 0.56 | 4350              | 6470  | 1.49            | FPL      | 2                         | MW        |
| <i>Quercus prinus</i>                          | 0.57 | 3950              | 5010  | 1.27            | FPL      | 5                         | MW        |
| <i>Quercus rubra</i>                           | 0.56 | 4430              | 5720  | 1.29            | FPL      | 33                        | MW        |
| <i>Quercus stellata</i>                        | 0.60 | 5010              | 6030  | 1.20            | FPL      | 10                        | MW        |
| <i>Quercus velutina</i>                        | 0.56 | 4700              | 5370  | 1.14            | FPL      | 8                         | MW        |
| <i>Robinia pseudoacacia</i>                    | 0.66 | 6960              | 7540  | 1.08            | FPL      | 3                         | MW        |
| <i>Salix alba</i>                              | 0.34 | 1820              | 2580  | 1.42            | Lavers   | 10                        | Lavers    |
| <i>Salix fragilis</i>                          | 0.35 | 1910              | 2890  | 1.51            | Lavers   | 10                        | Lavers    |
| <i>Tilia americana</i>                         | 0.32 | 1110              | 1820  | 1.64            | FPL      | 8+                        | MW+       |
| <i>Tilia vulgaris</i>                          | 0.44 | 2850              | 3160  | 1.11            | Lavers   | 2                         | Lavers    |
| <i>Ulmus americana</i>                         | 0.46 | 2750              | 3680  | 1.34            | FPL      | 12                        | MW        |
| <i>Ulmus glabra</i>                            | 0.50 | 3960              | 4490  | 1.13            | Lavers   | 12                        | Lavers    |
| <i>Ulmus hollandica</i>                        | 0.43 | 3380              | 3870  | 1.14            | Lavers   | 18                        | Lavers    |
| <i>Ulmus procera</i>                           | 0.43 | 3380              | 3650  | 1.08            | Lavers   | 16                        | Lavers    |
| <i>Ulmus rubra</i>                             | 0.48 | 2930              | 3810  | 1.30            | FPL      | 6                         | MW        |
| <i>Ulmus thomasii</i>                          | 0.57 | 4170              | 5850  | 1.40            | FPL      | 5                         | MW        |
| <b>Tropical hardwoods</b>                      |      |                   |       |                 |          |                           |           |
| <i>Acacia mollissima</i>                       | 0.60 | 5690              | 7780  | 1.37            | Lavers   | 114 sticks                | Lavers    |
| <i>Afrormosia elata</i>                        | 0.61 | 7100              | 6920  | 0.97            | FPL      | 6                         | FPL1974   |
| <i>Azelia quanzensis</i>                       | 0.76 | 7610              | 9870  | 1.30            | Lavers   | 1                         | Lavers    |
| <i>Albizia falcata</i>                         | 0.32 | 1600              | 2000  | 1.25            | Kukachka | 5                         | Kukachka  |
| <i>Albizia lebbek</i>                          | 0.55 | 4520              | 5280  | 1.17            | Kukachka | 5                         | Kukachka  |
| <i>Alstonia boonei</i>                         | 0.36 | 1640              | 1820  | 1.11            | Kukachka | 1                         | Kukachka  |
| <i>Anacardium excelsum</i>                     | 0.41 | 1770              | 2080  | 1.18            | Kukachka | 6                         | Kukachka  |
| <i>Anthocephalus chinensis</i>                 | 0.38 | 2090              | 2680  | 1.28            | Lavers   | 5                         | Lavers    |
| <i>Astronium graveolens</i>                    | 0.84 | 8470              | 9580  | 1.13            | FPL      | 4                         | WM        |
| <i>Autranella congolensis</i>                  | 0.76 | 8270              | 13400 | 1.62            | Lavers   | 6 pieces                  | Lavers    |
| <i>Bagassa guianensis</i>                      | 0.68 | 7410              | 7670  | 1.04            | Longwood | 1 log & planks            | WM        |
| <i>Berlinia acuminata</i>                      | 0.57 | 4450              | 6050  | 1.36            | Lavers   | 5                         | Lavers    |
| <i>Berlinia grandiflora</i>                    | 0.61 | 4430              | 6030  | 1.36            | Kukachka | 5                         | Kukachka  |
| <i>Brachylaena hutchinsii</i>                  | 0.77 | 8360              | 9740  | 1.17            | Lavers   | 9                         | Lavers    |
| <i>Brachystegia eurycoma</i>                   | 0.60 | 5410              | 6340  | 1.17            | Kukachka | 5                         | Kukachka  |
| <i>Byrsonima spicata</i>                       | 0.57 | 5160              | 6810  | 1.32            | Lavers   | 10                        | Lavers    |
| <i>Calophyllum brasiliense</i>                 | 0.52 | 3950              | 5100  | 1.29            | FPL      | 3                         | WSG       |
| <i>Calycophyllum candidissimum</i>             | 0.67 | 7230              | 8600  | 1.19            | FPL      |                           |           |
| <i>Canarium schweinfurthii</i>                 | 0.45 | 2310              | 2970  | 1.29            | Kukachka | 4                         | Kukachka  |
| <i>Carapa guianensis</i>                       | 0.56 | 4700              | 5510  | 1.17            | Longwood | 2                         | WM        |
| <i>Carapa procera</i>                          | 0.53 | 3150              | 4610  | 1.46            | Kukachka | 2                         | Kukachka  |
| <i>Cassipourea malosana</i>                    | 0.59 | 4400              | 7340  | 1.67            | Lavers   | 5                         | Lavers    |
| <i>Cedrela angustifolia</i>                    | 0.38 | 2000              | 2530  | 1.27            | Kukachka | 2                         | Kukachka  |

| Species                                | SG   | Side hardness (N) |       |                 | Source   | Sample size               |           |
|--|------|-------------------|-------|-----------------|----------|---------------------------|-----------|
|  |      | Green             | Dry   | Dry/green ratio |          | No. of trees <sup>b</sup> | Reference |
| <i>Cedrela mexicana</i>                | 0.34 | 1550              | 2220  | 1.43            | Kukachka | 1                         | Kukachka  |
| <i>Cedrela oaxacensis</i>              | 0.41 | 2440              | 2660  | 1.09            | Kukachka | 3                         | Kukachka  |
| <i>Ceiba pentandra</i>                 | 0.25 | 980               | 1060  | 1.08            | FPL      | 3                         | WKM       |
| <i>Ceratopetalum apetalum</i>          | 0.50 | 3340              | 5120  | 1.53            | Lavers   | 1                         | Lavers    |
| <i>Chlorophora excelsa</i>             | 0.54 | 4800              | 5600  | 1.17            | Lavers   | 2                         | Lavers    |
| <i>Cordia alliodora</i>                | 0.44 | 3500              | 3500  | 1.00            | Kukachka | 13                        | Kukachka  |
| <i>Cordia goeldiana</i>                | 0.52 | 4570              | 5280  | 1.16            | Kukachka | 2                         | Kukachka  |
| <i>Cordia millenii</i>                 | 0.36 | 2450              | 2620  | 1.07            | Lavers   | 3                         | Lavers    |
| <i>Cullenia excelsa</i>                | 0.51 | 3200              | 4540  | 1.42            | Lavers   | 5                         | Lavers    |
| <i>Cylicodiscus gabunensis</i>         | 0.79 | 11250             | 12320 | 1.10            | Lavers   | 3                         | Lavers    |
| <i>Cynometra alexandri</i>             | 0.74 | 7740              | 11300 | 1.46            | Lavers   | 3                         | Lavers    |
| <i>Dalbergia latifolia</i>             | 0.75 | 5640              | 11690 | 2.07            | Kukachka | 5                         | Kukachka  |
| <i>Dalbergia nigra</i>                 | 0.80 | 10820             | 12060 | 1.11            | FPL      |                           |           |
| <i>Dalbergia sissoo</i>                | 0.65 | 6740              | 6890  | 1.02            | Kukachka | 5                         | Kukachka  |
| <i>Dicorynia guianensis</i>            | 0.60 | 4880              | 5720  | 1.17            | FPL      | 2                         | WM        |
| <i>Diospyros pilosanthera</i>          | 0.81 | 6610              | 17250 | 2.61            | Kukachka | 1                         | Kukachka  |
| <i>Diplotropis purpurea</i>            | 0.78 | 8780              | 9490  | 1.08            | FPL      | 4                         | WKM       |
| <i>Dipterocarpus acutangulus</i>       | 0.60 | 4710              | 5650  | 1.20            | Lavers   | 4                         | Lavers    |
| <i>Dipterocarpus caudiferus</i>        | 0.51 | 3200              | 4580  | 1.43            | Lavers   | 5                         | Lavers    |
| <i>Dipterocarpus zeylanicus</i>        | 0.65 | 5600              | 6140  | 1.10            | Lavers   | 8                         | Lavers    |
| <i>Dipteryx odorata</i>                | 0.91 | 9760              | 15700 | 1.61            | Longwood | 1                         | WM        |
| <i>Dracontomelon dao</i>               | 0.46 | 3330              | 3680  | 1.11            | Kukachka | 2                         | Kukachka  |
| <i>Dryobalanops beccarii</i>           | 0.58 | 3870              | 5440  | 1.41            | Lavers   | 5                         | Lavers    |
| <i>Dryobalanops keithii</i>            | 0.60 | 4400              | 4970  | 1.13            | Lavers   | 5                         | Lavers    |
| <i>Dryobalanops lanceolata</i>         | 0.64 | 4350              | 5450  | 1.25            | Kukachka | 5                         | Kukachka  |
| <i>Dyera costulata</i>                 | 0.36 | 1460              | 1820  | 1.25            | FPL      | 3                         | LC        |
| <i>Entandrophragma angolensis</i>      | 0.50 | 3410              | 4170  | 1.22            | Kukachka | 3                         | Kukachka  |
| <i>Entandrophragma cylindricum</i>     | 0.55 | 4520              | 6700  | 1.48            | FPL      | 5                         | FPL1974   |
| <i>Entandrophragma utile</i>           | 0.57 | 4790              | 5590  | 1.17            | Kukachka | >1 green; >4 dry          | Kukachka  |
| <i>Eucalyptus diversicolor</i>         | 0.82 | 6030              | 9050  | 1.50            | FPL      | 26 green, 21 dry          | FPL1974   |
| <i>Eucalyptus marginata</i>            | 0.67 | 5720              | 8470  | 1.48            | FPL      | 28                        | FPL1974   |
| <i>Eucalyptus microcorys</i>           | 0.82 | 8320              | 9870  | 1.19            | Lavers   | 3                         | Lavers    |
| <i>Eucalyptus paniculata</i>           | 0.90 | 10850             | 15920 | 1.47            | Lavers   | 3                         | Lavers    |
| <i>Eucalyptus pilularis</i>            | 0.60 | 5600              | 6940  | 1.24            | Lavers   | 3                         | Lavers    |
| <i>Eusideroxylon zwageri</i>           | 0.86 | 12630             | 13360 | 1.06            | Lavers   | 5                         | Lavers    |
| <i>Euxylophora paraense</i>            | 0.70 | 7140              | 8150  | 1.14            | Kukachka | 3                         | Kukachka  |
| <i>Gonystylus bancanus</i>             | 0.52 | 2840              | 5760  | 2.03            | FPL      | 9                         | FPL1974   |
| <i>Gonystylus macrophyllus</i>         | 0.52 | 2850              | 5780  | 2.03            | Lavers   | 9                         | Lavers    |
| <i>Gossweilerodendron balsamiferum</i> | 0.45 | 2750              | 3280  | 1.19            | Kukachka | 31 green; 36 dry          | Kukachka  |
| <i>Goupia glabra</i>                   | 0.70 | 6120              | 7560  | 1.24            | Longwood | 2                         | WM        |
| <i>Guarea cedrata</i>                  | 0.48 | 3860              | 3990  | 1.03            | Kukachka | 2                         | Kukachka  |
| <i>Guarea excelsa</i>                  | 0.46 | 4000              | 3600  | 0.90            | Lavers   | 3                         | Lavers    |
| <i>Guarea thompsonii</i>               | 0.56 | 4210              | 4880  | 1.16            | Kukachka | 4                         | Kukachka  |
| <i>Heritiera simplicifolia</i>         | 0.53 | 4180              | 5140  | 1.23            | Lavers   | 2                         | Lavers    |
| <i>Heritiera utilis</i>                | 0.56 | 4660              | 4880  | 1.05            | Kukachka | 7                         | Kukachka  |
| <i>Hevea brasiliensis</i>              | 0.57 | 3600              | 4870  | 1.35            | Lavers   | 10 logs                   | Lavers    |
| <i>Hieronyma laxiflora</i>             | 0.65 | 5410              | 7170  | 1.33            | Longwood | 3                         | WSG       |
| <i>Hopea sangal</i>                    | 0.55 | 3780              | 4690  | 1.24            | Lavers   | 5                         | Lavers    |

| Species                           | SG   | Side hardness (N) |       |                 | Source   | Sample size               |           |
|-----------------------------------|------|-------------------|-------|-----------------|----------|---------------------------|-----------|
|                                   |      | Green             | Dry   | Dry/green ratio |          | No. of trees <sup>b</sup> | Reference |
| <i>Humiria balsamifera</i>        | 0.66 | 5850              | 7430  | 1.27            | Longwood | 3                         | WSG       |
| <i>Hura crepitans</i>             | 0.38 | 1950              | 2440  | 1.25            | FPL      | 7                         | WM        |
| <i>Hymenaea courbaril</i>         | 0.71 | 8740              | 10420 | 1.19            | FPL      | 9                         | WM        |
| <i>Hymenaea davisii</i>           | 0.67 | 7140              | 7810  | 1.09            | Longwood | 3                         | WM        |
| <i>Hymenolobium excelsum</i>      | 0.63 | 7630              | 7630  | 1.00            | FPL      | 3                         | WKM       |
| <i>Khaya anthotheca</i>           | 0.46 | 3240              | 3810  | 1.18            | Kukachka | 4                         | Kukachka  |
| <i>Khaya grandifoliola</i>        | 0.57 | 5190              | 6080  | 1.17            | Kukachka | 5                         | Kukachka  |
| <i>Khaya ivorensis</i>            | 0.43 | 2840              | 3680  | 1.30            | Kukachka | 11                        | Kukachka  |
| <i>Khaya nyasica</i>              | 0.47 | 3830              | 4240  | 1.11            | Lavers   | 3 green, 2 dry            | Lavers    |
| <i>Koompassia malaccensis</i>     | 0.71 | 6560              | 7580  | 1.16            | FPL      |                           |           |
| <i>Koordersiodendron pinnatum</i> | 0.72 | 7560              | 8310  | 1.10            | Lavers   | 5                         | Lavers    |
| <i>Licania buxiflora</i>          | 0.88 | 9980              | 16130 | 1.62            | Longwood | 3                         | WKM       |
| <i>Licania macrophylla</i>        | 0.76 | 7630              | 11190 | 1.47            | Longwood | 6                         | WKM       |
| <i>Lonchocarpus castilloi</i>     | 0.78 | 11610             | 11790 | 1.02            | Lavers   | 1                         | Lavers    |
| <i>Lophira alata</i>              | 0.87 | 12820             | 14860 | 1.16            | FPL      |                           |           |
| <i>Lovoa trichilioides</i>        | 0.48 | 3060              | 4170  | 1.36            | Kukachka | 2                         | Kukachka  |
| <i>Maesopsis eminii</i>           | 0.41 | 3020              | 3110  | 1.03            | Lavers   | 1                         | Lavers    |
| <i>Manilkara bidentata</i>        | 0.85 | 9890              | 14150 | 1.43            | FPL      | 7                         | WM        |
| <i>Mansonia altissima</i>         | 0.57 | 5370              | 5720  | 1.07            | Kukachka | 1                         | Kukachka  |
| <i>Mora excelsa</i>               | 0.78 | 6430              | 10060 | 1.56            | Longwood | >4                        | WSG       |
| <i>Nauclea diderrichii</i>        | 0.63 | 6740              | 7230  | 1.07            | FPL      |                           |           |
| <i>Newtonia buchananii</i>        | 0.47 | 4360              | 4630  | 1.06            | Lavers   | 6                         | Lavers    |
| <i>Nothofagus procera</i>         | 0.37 | 2310              | 3070  | 1.33            | Lavers   | 12                        | Lavers    |
| <i>Ocotea rodiaei</i>             | 0.80 | 8340              | 10420 | 1.25            | FPL      |                           |           |
| <i>Ocotea rubra</i>               | 0.52 | 2310              | 2970  | 1.29            | Longwood | 5                         | WM        |
| <i>Ocotea usambarensis</i>        | 0.51 | 3380              | 4140  | 1.22            | Lavers   | 11                        | Lavers    |
| <i>Octomeles sumatrana</i>        | 0.32 | 1380              | 1650  | 1.20            | Lavers   | 5                         | Lavers    |
| <i>Olea guineensis</i>            | 0.75 | 8180              | 12190 | 1.49            | Lavers   | 12                        | Lavers    |
| <i>Oxystigma oxyphyllum</i>       | 0.53 | 4890              | 5590  | 1.14            | Lavers   | 5                         | Lavers    |
| <i>Parashorea plicata</i>         | 0.46 | 2930              | 3150  | 1.08            | Kukachka | 5                         | Kukachka  |
| <i>Parashorea tomentella</i>      | 0.39 | 2580              | 2620  | 1.02            | Lavers   | 5                         | Lavers    |
| <i>Peltogyne densiflora</i>       | 0.75 | 9270              | 9510  | 1.03            | Kukachka | 3                         | Kukachka  |
| <i>Peltogyne pubescens</i>        | 0.74 | 9140              | 11130 | 1.22            | Longwood |                           |           |
| <i>Pentacme contorta</i>          | 0.43 | 2570              | 3100  | 1.21            | Kukachka | 19 green; 18 dry          | Kukachka  |
| <i>Phoebe porosa</i>              | 0.52 | 3900              | 4210  | 1.08            | Kukachka | 3                         | Kukachka  |
| <i>Piptadeniastrum africanum</i>  | 0.57 | 5870              | 6850  | 1.17            | Lavers   | 5                         | Lavers    |
| <i>Pithecellobium saman</i>       | 0.48 | 3330              | 3780  | 1.14            | Longwood | 2                         | WKM       |
| <i>Pometia pinnata</i>            | 0.57 | 4120              | 6520  | 1.58            | Kukachka | 5 green; 6 dry            | Kukachka  |
| <i>Pometia tomentosa</i>          | 0.56 | 3730              | 5500  | 1.47            | Kukachka | 7                         | Kukachka  |
| <i>Prioria copaifera</i>          | 0.40 | 1950              | 2790  | 1.43            | FPL      | 3                         | WM        |
| <i>Protium decandrum</i>          | 0.53 | 4300              | 5140  | 1.20            | Longwood |                           |           |
| <i>Protium schomburgkiana</i>     | 0.48 | 1910              | 3220  | 1.69            | Longwood | 1                         | KN        |
| <i>Pseudosindora palustris</i>    | 0.56 | 4210              | 6250  | 1.48            | FPL      |                           |           |
| <i>Pterocarpus angolensis</i>     | 0.59 | 5760              | 6560  | 1.14            | Kukachka | 3                         | Kukachka  |
| <i>Pterocarpus indicus</i>        | 0.53 | 4210              | 4700  | 1.12            | Kukachka | 15 green; 14 dry          | Kukachka  |
| <i>Pterygota bequaertii</i>       | 0.56 | 3510              | 4310  | 1.23            | Lavers   | 5                         | Lavers    |
| <i>Pterygota macrocarpa</i>       | 0.47 | 2980              | 4180  | 1.40            | Lavers   | 5                         | Lavers    |
| <i>Pycnanthus angolensis</i>      | 0.40 | 2080              | 2710  | 1.30            | FPL      |                           |           |

| Species                         | SG   | Side hardness (N) |       |                 | Source   | Sample size               |           |
|---------------------------------|------|-------------------|-------|-----------------|----------|---------------------------|-----------|
|                                 |      | Green             | Dry   | Dry/green ratio |          | No. of trees <sup>b</sup> | Reference |
| <i>Qualea albiflora</i>         | 0.49 | 2260              | 4660  | 2.06            | Longwood | 1                         | WM        |
| <i>Qualea rosea</i>             | 0.53 | 4120              | 4690  | 1.14            | Longwood | 3                         | WSG       |
| <i>Ricinodendron rautanenii</i> | 0.15 | 530               | 620   | 1.17            | Lavers   | 5 planks                  | Lavers    |
| <i>Scottellia coriacea</i>      | 0.56 | 4400              | 4850  | 1.10            | Lavers   | 2                         | Lavers    |
| <i>Shorea acuminatissima</i>    | 0.40 | 2980              | 2580  | 0.87            | Lavers   | 1                         | Lavers    |
| <i>Shorea dasyphylla</i>        | 0.43 | 2480              | 2790  | 1.13            | Kukachka | 2                         | Kukachka  |
| <i>Shorea faguettiana</i>       | 0.45 | 3380              | 3290  | 0.97            | Lavers   | 5                         | Lavers    |
| <i>Shorea gibbosa</i>           | 0.42 | 3160              | 3650  | 1.16            | Lavers   | 1                         | Lavers    |
| <i>Shorea guiso</i>             | 0.67 | 6320              | 6630  | 1.05            | Lavers   | 5                         | Lavers    |
| <i>Shorea hopeifolia</i>        | 0.46 | 3340              | 3420  | 1.02            | Lavers   | 1                         | Lavers    |
| <i>Shorea leptoclados</i>       | 0.39 | 2000              | 2260  | 1.13            | Kukachka | 5                         | Kukachka  |
| <i>Shorea macrophylla</i>       | 0.30 | 1470              | 1510  | 1.03            | Lavers   | 5                         | Lavers    |
| <i>Shorea negrosensis</i>       | 0.44 | 2530              | 3020  | 1.19            | Kukachka | 15                        | Kukachka  |
| <i>Shorea parvifolia</i>        | 0.39 | 1950              | 2040  | 1.05            | Kukachka | 5                         | Kukachka  |
| <i>Shorea pauciflora</i>        | 0.50 | 3100              | 3460  | 1.12            | Kukachka | 5                         | Kukachka  |
| <i>Shorea polysperma</i>        | 0.46 | 2750              | 3410  | 1.24            | Kukachka | 19 green; 17 dry          | Kukachka  |
| <i>Shorea smithiana</i>         | 0.40 | 1950              | 2390  | 1.23            | Kukachka | 5                         | Kukachka  |
| <i>Shorea squamata</i>          | 0.41 | 2130              | 2620  | 1.23            | Kukachka | 14 green, 12 dry          | Kukachka  |
| <i>Shorea superba</i>           | 0.62 | 5380              | 5690  | 1.06            | Lavers   | 2                         | Lavers    |
| <i>Shorea waltonii</i>          | 0.36 | 2040              | 2170  | 1.06            | Kukachka | 4                         | Kukachka  |
| <i>Simarouba amara</i>          | 0.38 | 1730              | 1950  | 1.13            | Longwood | 2                         | WM        |
| <i>Spondias mombin</i>          | 0.40 | 2350              | 2310  | 0.98            | Kukachka | 3                         | Kukachka  |
| <i>Staudtia stipitata</i>       | 0.76 | 8580              | 11460 | 1.34            | Lavers   | 1                         | Lavers    |
| <i>Sterculia oblonga</i>        | 0.61 | 3910              | 4980  | 1.27            | Lavers   | 5                         | Lavers    |
| <i>Sterculia pruriens</i>       | 0.44 | 2840              | 3480  | 1.23            | Longwood | 1                         | KN        |
| <i>Sterculia rhinopetala</i>    | 0.64 | 6270              | 8050  | 1.28            | Lavers   | 5                         | Lavers    |
| <i>Swartzia leiocalycina</i>    | 0.87 | 11390             | 18950 | 1.66            | Lavers   | 4                         | Lavers    |
| <i>Swietenia macrophylla</i>    | 0.45 | 3280              | 3550  | 1.08            | FPL      | > 4                       | WM        |
| <i>Swietenia mahagoni</i>       | 0.57 | 4350              | 5900  | 1.36            | Longwood | 5                         | H         |
| <i>Symphonia globulifera</i>    | 0.58 | 4170              | 4970  | 1.19            | FPL      | 7                         | WSG       |
| <i>Syncarpia glomulifera</i>    | 0.68 | 6090              | 12900 | 2.12            | Lavers   | 5                         | Lavers    |
| <i>Tabebuia chrysantha</i>      | 0.80 | 11220             | 13350 | 1.19            | Kukachka | 3                         | Kukachka  |
| <i>Tabebuia donnell-smithii</i> | 0.40 | 3100              | 2930  | 0.95            | FPL      | 3                         | WM        |
| <i>Tabebuia insignis</i>        | 0.55 | 5450              | 5080  | 0.93            | Longwood | 1                         | KN        |
| <i>Tabebuia rosea</i>           | 0.52 | 4040              | 4290  | 1.06            | Longwood | 9                         | WM        |
| <i>Tabebuia serratifolia</i>    | 0.92 | 13570             | 16270 | 1.20            | Longwood | 3                         | WKM       |
| <i>Tectona grandis</i>          | 0.55 | 4140              | 4450  | 1.07            | Lavers   | 60 planks                 | Lavers    |
| <i>Terminalia amazonia</i>      | 0.64 | 5850              | 7250  | 1.24            | Longwood | 9                         | WM        |
| <i>Terminalia superba</i>       | 0.38 | 1770              | 2170  | 1.23            | FPL      |                           |           |
| <i>Tieghemella heckelii</i>     | 0.54 | 4120              | 4920  | 1.19            | Kukachka | 4                         | Kukachka  |
| <i>Triplochiton scleroxylon</i> | 0.30 | 1860              | 1910  | 1.03            | FPL      | 2                         | FPL1974   |
| <i>Virola koschnyi</i>          | 0.44 | 1950              | 2840  | 1.46            | Kukachka | 8                         | Kukachka  |
| <i>Virola michellii</i>         | 0.42 | 1770              | 2660  | 1.50            | Kukachka | 3                         | Kukachka  |
| <i>Virola surinamensis</i>      | 0.42 | 1420              | 2220  | 1.56            | Longwood | 2                         | WKM       |
| <i>Vochysia guianensis</i>      | 0.43 | 2750              | 3460  | 1.26            | Longwood | 1                         | WM        |
| <i>Vochysia hondurensis</i>     | 0.33 | 1820              | 1770  | 0.97            | Longwood | 3                         | WM        |
| <i>Vouacapoua americana</i>     | 0.79 | 7140              | 7700  | 1.08            | Longwood | 3                         | WKM       |

<sup>a</sup> The number of trees tested by Markwardt and Wilson (1935) are referenced as MW if the values are those published in the *Wood Handbook*; the number of trees tested by them is followed by a + (MW+) if the values published are different due to additional test data. For the tropical species, FPL (1999) and Longwood (1962) compiled data published in the following reports: FPL (1974) (FPL1974); Heck (1937) (H); Kynoch and Norton (1938) (KN); Lee and Chu (1965) (LC); Wangaard et al. (1954) (WKM); Wangaard and Muschler (1952) (WM); and Wangaard et al. (1955) (WSG).

<sup>b</sup> Although this column is labelled "No. of trees," sometimes the material tested was specified as logs, sticks, planks or pieces, and sometimes the number is not the same for the green material and dry material; in these cases, the listing in the column is annotated accordingly.

## Appendix 2—Specific Gravity, Side Hardness, and Sources of Data for Species Not Used in the Derivations of the Equations

| Species                            | SG   | Measured hardness (N) |       | Source   |
|------------------------------------|------|-----------------------|-------|----------|
|                                    |      | Green                 | Dry   |          |
| <b>Tropical softwoods</b>          |      |                       |       |          |
| <i>Agathis vitiensis</i>           | 0.45 | 3470                  | 3960  | Lavers   |
| <i>Araucaria angustifolia</i>      | 0.46 | 2490                  | 3470  | FPL      |
| <i>Cupressus lusitanica</i>        | 0.39 | 1510                  | 2040  | FPL      |
| <i>Fitzroya cupressoides</i>       | 0.38 |                       | 2490  | Kukachka |
| <i>Pinus caribaea</i>              | 0.68 | 4360                  | 5510  | FPL      |
| <i>Pinus oocarpa</i>               | 0.55 | 2580                  | 4040  | FPL      |
| <i>Podocarpus guatemalensis</i>    | 0.43 | 2890                  | 3160  | Lavers   |
| <b>Temperate hardwoods</b>         |      |                       |       |          |
| <i>Cornus florida</i>              | 0.64 | 6270                  |       | Kukachka |
| <i>Diospyros virginiana</i>        | 0.64 | 5690                  |       | Kukachka |
| <b>Tropical hardwoods</b>          |      |                       |       |          |
| <i>Andira inermis</i>              | 0.65 |                       | 7780  | FPL      |
| <i>Aspidosperma polyneuron</i>     | 0.69 | 6760                  |       | Kukachka |
| <i>Aucoumea klaineana</i>          | 0.33 |                       | 1690  | FPL      |
| <i>Brachystegia spiciformis</i>    | 0.71 |                       | 8130  | Kukachka |
| <i>Brosimum alicastrum</i>         | 0.72 | 9290                  |       | Kukachka |
| <i>Brosimum costaricanum</i>       | 0.64 |                       | 7600  | Kukachka |
| <i>Bursera simaruba</i>            | 0.30 | 1020                  |       | Kukachka |
| <i>Calycophyllum spruceanum</i>    | 0.76 |                       | 11330 | Kukachka |
| <i>Carapa nicaraguensis</i>        | 0.42 |                       | 5510  | Kukachka |
| <i>Cariniana brasiliensis</i>      | 0.46 | 3820                  |       | Kukachka |
| <i>Cariniana</i> spp.              | 0.48 |                       | 4530  | FPL      |
| <i>Catostemma fragrans</i>         | 0.50 | 2530                  |       | Longwood |
| <i>Cedrelinga catenaeformis</i>    | 0.45 | 3870                  |       | FPL      |
| <i>Ceiba samauma</i>               | 0.50 |                       | 3290  | Kukachka |
| <i>Chloroxylon swietenia</i>       | 0.85 |                       | 11560 | Kukachka |
| <i>Cordia trichotoma</i>           | 0.50 | 3910                  |       | Kukachka |
| <i>Diospyros crassiflora</i>       | 0.90 |                       | 14310 | Kukachka |
| <i>Diospyros mespiliformis</i>     | 0.71 |                       | 9470  | Kukachka |
| <i>Diospyros philippensis</i>      | 0.80 | 7730                  |       | Kukachka |
| <i>Distemonanthus benthamianus</i> | 0.60 |                       | 5470  | Kukachka |
| <i>Enterolobium cyclocarpum</i>    | 0.31 | 1560                  |       | Kukachka |
| <i>Eperua falcata</i>              | 0.78 | 8800                  |       | Longwood |
| <i>Guaiacum</i> spp.               | 1.05 |                       | 20000 | FPL      |
| <i>Guibourtia arnoldiana</i>       | 0.65 |                       | 7780  | FPL      |
| <i>Guibourtia</i> spp.             | 0.71 |                       | 11960 | FPL      |
| <i>Hopea odorata</i>               | 0.64 |                       | 6490  | Kukachka |
| <i>Mora gonggrijpii</i>            | 0.92 |                       | 13310 | Kukachka |
| <i>Mora oleifera</i>               | 0.60 |                       | 5110  | Kukachka |
| <i>Paratecoma peroba</i>           | 0.63 | 6360                  |       | Kukachka |
| <i>Paratecoma peroba</i>           | 0.62 |                       | 7110  | FPL      |
| <i>Peltogyne confertiflora</i>     | 0.77 | 9690                  |       | Kukachka |
| <i>Quercus copeyensis</i>          | 0.71 |                       | 10620 | Kukachka |
| <i>Quercus costaricensis</i>       | 0.61 |                       | 6980  | Kukachka |
| <i>Quercus oleiodes</i>            | 0.91 | 8930                  |       | Kukachka |



| Species                       | SG   | Measured hardness (N) |       | Source   |
|-------------------------------|------|-----------------------|-------|----------|
|                               |      | Green                 | Dry   |          |
| <i>Quercus seemanii</i>       | 0.67 |                       | 9640  | Kukachka |
| <i>Quercus spp.</i>           | 0.76 |                       | 11110 | FPL      |
| <i>Shorea almon</i>           | 0.44 |                       | 2620  | Kukachka |
| <i>Shorea philippinensis</i>  | 0.41 | 2360                  |       | Kukachka |
| <i>Shorea polita</i>          | 0.47 | 3160                  |       | Kukachka |
| <i>Simarouba glauca</i>       | 0.33 | 1070                  |       | Kukachka |
| <i>Tabebuia guayacan</i>      | 0.85 |                       | 15470 | Kukachka |
| <i>Terminalia ivorensis</i>   | 0.48 |                       | 3730  | Kukachka |
| <i>Turraeanthus africanus</i> | 0.48 |                       | 4800  | FPL      |

### Appendix 3—Meyer hardness ( $H_M$ ) as a function of MC (Sekiya 1936)

| Species  | Number tested | $G$   | MC (%) | $H_M$ (mm) |
|----------|---------------|-------|--------|------------|
| Kihada   | 30            | 0.358 | 0.8    | 7.09       |
|          | 30            | 0.333 | 3.2    | 6.16       |
|          | 30            | 0.382 | 14.5   | 3.84       |
|          | 30            | 0.387 | 17.0   | 3.51       |
|          | 30            | 0.371 | 20.9   | 2.90       |
|          | 12            | 0.408 | 25.6   | 2.92       |
|          | 15            | 0.423 | 28.0   | 3.09       |
|          | 10            | 0.425 | 30.1   | 3.01       |
| Harigiri | 30            | 0.452 | 1.0    | 8.85       |
|          | 30            | 0.494 | 4.7    | 7.90       |
|          | 30            | 0.501 | 14.2   | 4.80       |
|          | 30            | 0.487 | 17.4   | 4.06       |
|          | 30            | 0.497 | 20.5   | 3.50       |
|          | 12            | 0.479 | 24.6   | 3.17       |
|          | 13            | 0.409 | 26.8   | 3.29       |
|          | 13            | 0.451 | 29.0   | 3.28       |
| Katsura  | 30            | 0.414 | 0.9    | 7.77       |
|          | 30            | 0.382 | 3.2    | 6.53       |
|          | 30            | 0.434 | 13.0   | 5.37       |
|          | 30            | 0.431 | 15.4   | 4.65       |
|          | 30            | 0.442 | 18.3   | 4.16       |
|          | 12            | 0.430 | 21.4   | 3.64       |
|          | 12            | 0.410 | 24.5   | 3.57       |
|          | 12            | 0.436 | 27.5   | 3.50       |

